



[Go to Product page](#)

Datasheet for ABIN531683

anti-NUP43 antibody (AA 1-380)

3 Images

Overview

Quantity:	50 µg
Target:	NUP43
Binding Specificity:	AA 1-380
Reactivity:	Human
Host:	Mouse
Clonality:	Polyclonal
Conjugate:	This NUP43 antibody is un-conjugated
Application:	Western Blotting (WB), Immunofluorescence (IF)

Product Details

Purpose:	Mouse polyclonal antibody raised against a full-length human NUP43 protein.
Immunogen:	NUP43 (NP_942590.1, 1 a.a. ~ 380 a.a) full-length human protein.
Sequence:	MEEIYAKFVS QKISKTRWRP LPPGSLQTAE TFATGSWDNE ENYISLWSIG DFGNLDSDGG FEGDHQLLCD IRHHGDVMDL QFFDQERIVA ASSTGCVTVF LHHPNQTLN VNQQWTTAHY HTGPGSPSYS SAPCTGVVCN NPEIVTVGED GRINLFRADH KEAVRTIDNA DSSTLHAVTF LRTPEILTVN SIGQLKIWDF RQQGNEPSQI LSLTGDRVPL HCVDRHPNQQ HVVATGGQDG MLSIWDVRQG TMPVSLKKAH EAEMWEVHFH PSNPEHLFTC SEDGSLWHWD ASTDVPEKSS LFHQGGRSST FLSHSISNQA NVHQSVISSW LSTDPKADRI EITSLPSRS LSVNTLDVVG PCLVCGTDAE AIYVTRHLFS
Cross-Reactivity:	Human
Characteristics:	Antibody reactive against mammalian transfected lysate.

Target Details

Target:	NUP43
Alternative Name:	NUP43 (NUP43 Products)
Background:	Full Gene Name: nucleoporin 43 kDa Synonyms: FLJ13287,bA350J20.1,p42
Gene ID:	348995
NCBI Accession:	NM_198887

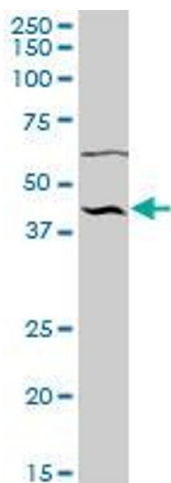
Application Details

Application Notes:	Optimal working dilution should be determined by the investigator.
Restrictions:	For Research Use only

Handling

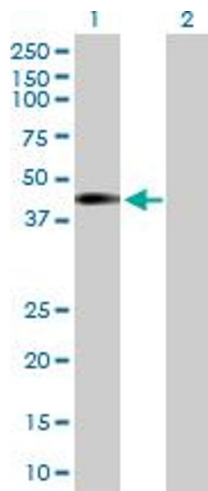
Buffer:	In 1x PBS, pH 7.4
Handling Advice:	Aliquot to avoid repeated freezing and thawing.
Storage:	-20 °C
Storage Comment:	Store at -20°C or lower. Aliquot to avoid repeated freezing and thawing.

Images



Western Blotting

Image 1. NUP43 MaxPab polyclonal antibody. Western Blot analysis of NUP43 expression in human placenta.

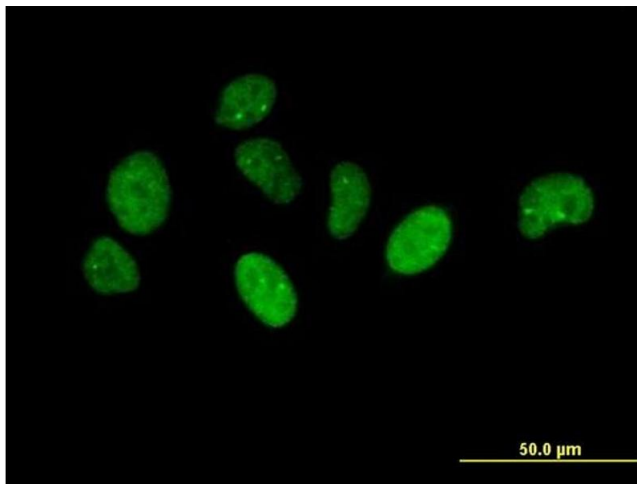


Western Blotting

Image 2. Western Blot analysis of NUP43 expression in transfected 293T cell line by NUP43 MaxPab polyclonal antibody.

Lane1:NUP43 transfected lysate(41.8 KDa).

Lane2:Non-transfected lysate.



Immunofluorescence

Image 3. Immunofluorescence of purified MaxPab antibody to NUP43 on HeLa cell. [antibody concentration 10 ug/ml]