Datasheet for ABIN5536636

anti-SGK3 antibody (C-Term)

3 Images

Go to Product page

Overview

Quantity:	400 µL
Target:	SGK3
Binding Specificity:	AA 381-409, C-Term
Reactivity:	Human, Mouse
Host:	Rabbit
Clonality:	Polyclonal
Conjugate:	This SGK3 antibody is un-conjugated
Application:	Western Blotting (WB)

Product Details

Immunogen:	This Mouse Sgk3 antibody is generated from rabbits immunized with a KLH conjugated synthetic peptide between 381-409 amino acids from the C-terminal region of mouse Sgk3.
Isotype:	Ig Fraction
Purification:	This antibody is purified through a protein A column, followed by peptide affinity purification.

Target Details

Target:	SGK3
Alternative Name:	Sgk3 (SGK3 Products)
Background:	Sgk3 is involved in the activation of potassium channels (By similarity). Mediates cell IL-3-dependent survival signals. Can inhibit pro-apoptotic FOXO3A in vitro.

Copyright antibodies-online. All rights reserved.

Target Details

Molecular Weight:	57 kDa
Gene ID:	170755
UniProt:	Q9ERE3

Application Details

Application Notes:	For WB starting dilution is: 1:1000
Restrictions:	For Research Use only

Handling

Format:	Liquid
Concentration:	0.5 mg/mL
Buffer:	Supplied in PBS with 0.09 % (W/V) sodium azide.
Preservative:	Sodium azide
Precaution of Use:	This product contains Sodium azide: a POISONOUS AND HAZARDOUS SUBSTANCE which should be handled by trained staff only.
Storage:	4 °C,-20 °C
Storage Comment:	Store at 4°C for three months and -20°C, stable for up to one year. As with all antibodies care should be taken to avoid repeated freeze thaw cycles. Antibodies should not be exposed to prolonged high temperatures.

Images



Western Blotting

Image 1. Western blot analysis in mouse bladder tissue lysates (35ug/lane).

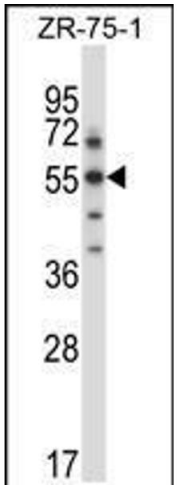

Western Blotting

Image 2. Western blot analysis in ZR-75-1 cell line lysates (35ug/lane).



Western Blotting

Image 3. Western blot analysis of Sgk3 using rabbit polyclonal Mouse Sgk3 Antibody using 293 cell lysates (2 ug/lane) either nontransfected (Lane 1) or transiently transfected (Lane 2) with the Sgk3 gene.

Copyright antibodies-online. All rights reserved.