Datasheet for ABIN5542366

anti-PER3 antibody (AA 723-954)

3 Images

Go to Product page

Overview

Quantity:	0.1 mg
Target:	PER3
Binding Specificity:	AA 723-954
Reactivity:	Human
Host:	Mouse
Clonality:	Monoclonal
Conjugate:	This PER3 antibody is un-conjugated
Application:	Western Blotting (WB), ELISA

Product Details

Immunogen:	Purified recombinant fragment of human PER3 (AA: 723-954) expressed in E. coli.
Clone:	5D5B8
Isotype:	IgG1
Purification:	purified

Target Details

Target:	PER3
Alternative Name:	PER3 (PER3 Products)
Background:	Description: This gene is a member of the Period family of genes and is expressed in a circadian pattern in the suprachiasmatic nucleus, the primary circadian pacemaker in the

 Copyright antibodies-online. All rights reserved.

Target Details

	mammalian brain. Genes in this family encode components of the circadian rhythms of locomotor activity, metabolism, and behavior. Circadian expression in the suprachiasmatic nucleus continues in constant darkness, and a shift in the light/dark cycle evokes a proportional shift of gene expression in the suprachiasmatic nucleus. The specific function of this gene is not yet known. Aliases: GIG13
Molecular Weight:	132 kDa
Gene ID:	8863
HGNC:	8863

Application Details

Application Notes:	ELISA: 1:10000, WB: 1:500 - 1:2000
Restrictions:	For Research Use only

Handling

Format:	Liquid
Buffer:	Purified antibody in PBS with 0.05 % sodium azide.
Preservative:	Sodium azide
Precaution of Use:	This product contains Sodium azide: a POISONOUS AND HAZARDOUS SUBSTANCE which should be handled by trained staff only.
Storage:	4 °C/-20 °C
Storage Comment:	4°C, -20°C for long term storage

Copyright antibodies-online. All rights reserved.

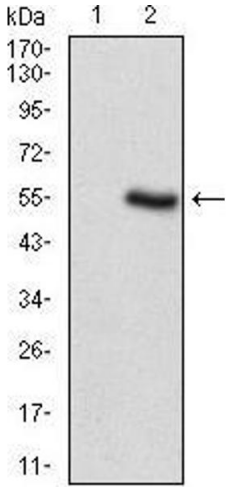

Western Blotting

Image 1. Western blot analysis using PER3 mAb against HEK293 (1) and PER3 (AA: 723-954)-hIgGFc transfected HEK293 (2) cell lysate.

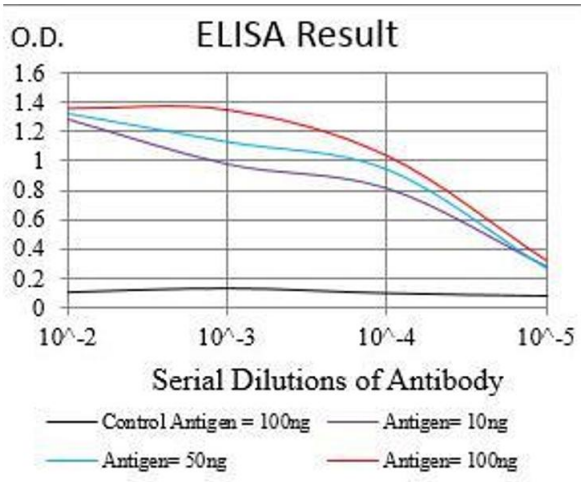

ELISA

Image 2. Black line: Control Antigen (100 ng), Purple line: Antigen(10 ng), Blue line: Antigen (50 ng), Red line: Antigen (100 ng),

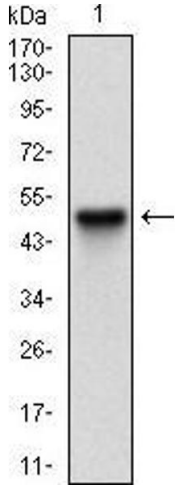

Western Blotting

Image 3. Western blot analysis using PER3 mAb against human PER3 (AA: 723-954) recombinant protein. (Expected MW is 50.7 kDa)

Copyright antibodies-online. All rights reserved.