Datasheet for ABIN5542487

anti-MAPK10 antibody (AA 180-329)

4 Images

Go to Product page

Overview

Quantity:	0.1 mg
Target:	MAPK10
Binding Specificity:	AA 180-329
Reactivity:	Human, Rat
Host:	Mouse
Clonality:	Monoclonal
Conjugate:	This MAPK10 antibody is un-conjugated
Application:	Western Blotting (WB), ELISA, Immunohistochemistry (IHC), Immunocytochemistry (ICC), Flow Cytometry (FACS)

Product Details

Immunogen:	Purified recombinant fragment of human MAPK10 (AA: 180-329) expressed in E. coli.
Clone:	2B10H12
Isotype:	IgG2a
Purification:	purified

Target Details

Target:	MAPK10
Alternative Name:	MAPK10 (MAPK10 Products)
Background:	Description: The protein encoded by this gene is a member of the MAP kinase family. MAP

Target Details

	kinases act as integration points for multiple biochemical signals and are involved in a wide variety of cellular processes, such as proliferation, differentiation, transcription regulation and development. This kinase is specifically expressed in a subset of neurons in the nervous system and is activated by threonine and tyrosine phosphorylation. Targeted deletion of this gene in mice suggests that it may have a role in stress-induced neuronal apoptosis. Alternatively spliced transcript variants encoding different isoforms have been described for this gene. A recent study provided evidence for translational readthrough in this gene and expression of an additional C-terminally extended isoform via the use of an alternative in-frame translation termination codon., Aliases: JNK3, JNK3A, PRKM10, SAPK1b, p493F12, p54bSAPK
Molecular Weight:	52.6 kDa
Gene ID:	5602
HGNC:	5602
Pathways:	MAPK Signaling, WNT Signaling, TLR Signaling, Fc-epsilon Receptor Signaling Pathway, Activation of Innate immune Response, Hepatitis C, Toll-Like Receptors Cascades

Application Details

Application Notes:	ELISA: 1:10000, WB: 1:500 - 1:2000, IHC: , ICC: , FCM:
Restrictions:	For Research Use only

Handling

Format:	Liquid
Buffer:	Purified antibody in PBS with 0.05 % sodium azide
Preservative:	Sodium azide
Precaution of Use:	This product contains Sodium azide: a POISONOUS AND HAZARDOUS SUBSTANCE which should be handled by trained staff only.
Storage:	4 °C/-20 °C
Storage Comment:	4°C, -20°C for long term storage

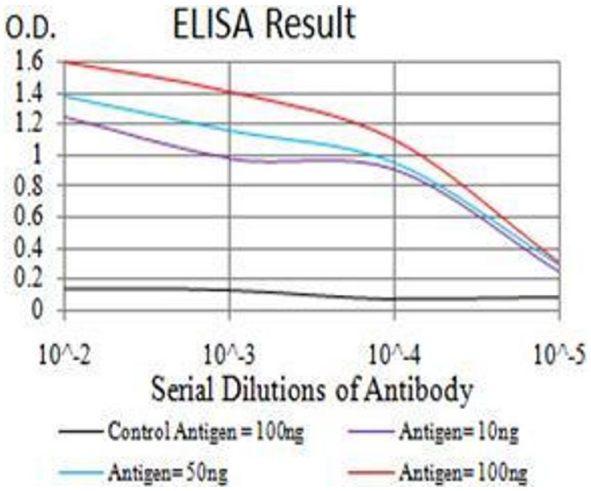

ELISA

Image 1. Black line: Control Antigen (100 ng);Purple line: Antigen (10ng); Blue line: Antigen (50 ng); Red line:Antigen (100 ng)

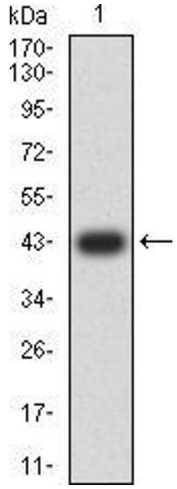

Western Blotting

Image 2. Western blot analysis using MAPK10 mAb against human MAPK10 (AA: 180-329) recombinant protein. (Expected MW is 43.1 kDa)

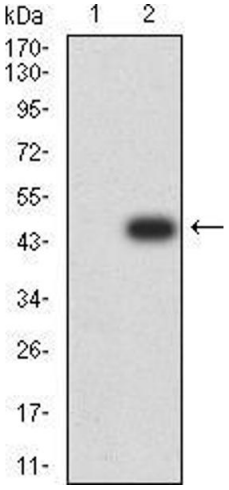

Western Blotting

Image 3. Western blot analysis using MAPK10 mAb against HEK293 (1) and MAPK10 (AA: 180-329)-hIgGFc transfected HEK293 (2) cell lysate.

Please check the product details page for more images. Overall 4 images are available for ABIN5542487.