

Datasheet for ABIN559746
anti-ACADVL antibody (AA 345-434)



[Go to Product page](#)

4 Images

2 Publications

Overview

Quantity:	100 µg
Target:	ACADVL
Binding Specificity:	AA 345-434
Reactivity:	Human
Host:	Mouse
Clonality:	Monoclonal
Conjugate:	This ACADVL antibody is un-conjugated
Application:	Western Blotting (WB), ELISA, Immunohistochemistry (Paraffin-embedded Sections) (IHC (p))

Product Details

Purpose:	Mouse monoclonal antibody raised against a partial recombinant ACADVL.
Immunogen:	ACADVL (NP_000009, 345 a.a. ~ 434 a.a) partial recombinant protein with GST tag. MW of the GST tag alone is 26 KDa.
Sequence:	AAALAGTMRG IIAKAVDHAT NRTQFGKEIH NFGLIQEKLA RMVMLQYVTE SMAYMVSANM DQGATDFQIE AAISKIFGSE AAWKVTDECI
Clone:	5D3
Isotype:	IgG2b
Cross-Reactivity:	Human
Characteristics:	Antibody Reactive Against Recombinant Protein.

Target Details

Target:	ACADVL
Alternative Name:	ACADVL (ACADVL Products)
Background:	Full Gene Name: acyl-Coenzyme A dehydrogenase, very long chain Synonyms: ACAD6, LCACD, VLCAD
Gene ID:	37
NCBI Accession:	NM_000018
Pathways:	ER-Nucleus Signaling , Monocarboxylic Acid Catabolic Process

Application Details

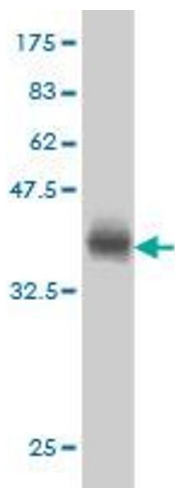
Application Notes:	Optimal working dilution should be determined by the investigator.
Restrictions:	For Research Use only

Handling

Buffer:	In 1x PBS, pH 7.4
Handling Advice:	Aliquot to avoid repeated freezing and thawing.
Storage:	-20 °C
Storage Comment:	Store at -20°C or lower. Aliquot to avoid repeated freezing and thawing.

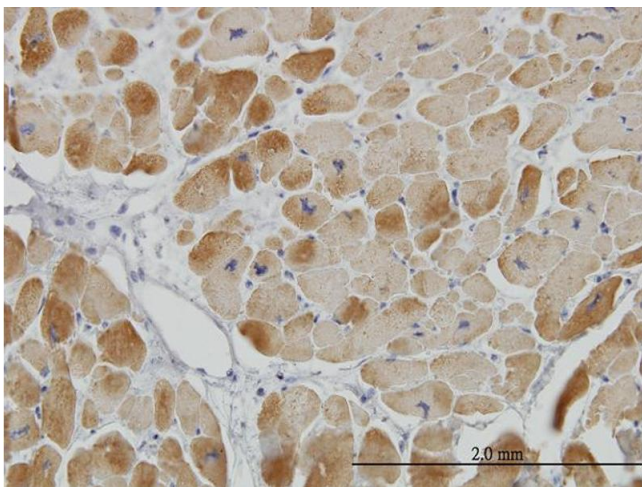
Publications

Product cited in:	<p>Nouws, Te Brinke, Nijtmans, Houten: "ACAD9, a complex I assembly factor with a moonlighting function in fatty acid oxidation deficiencies." in: Human molecular genetics, Vol. 23, Issue 5, pp. 1311-9, (2014) (PubMed).</p> <p>De Pauw, Demine, Tejerina, Dieu, Delaive, Kel, Renard, Raes, Arnould: "Mild mitochondrial uncoupling does not affect mitochondrial biogenesis but downregulates pyruvate carboxylase in adipocytes: role for triglyceride content reduction." in: American journal of physiology. Endocrinology and metabolism, Vol. 302, Issue 9, pp. E1123-41, (2012) (PubMed).</p>
-------------------	--



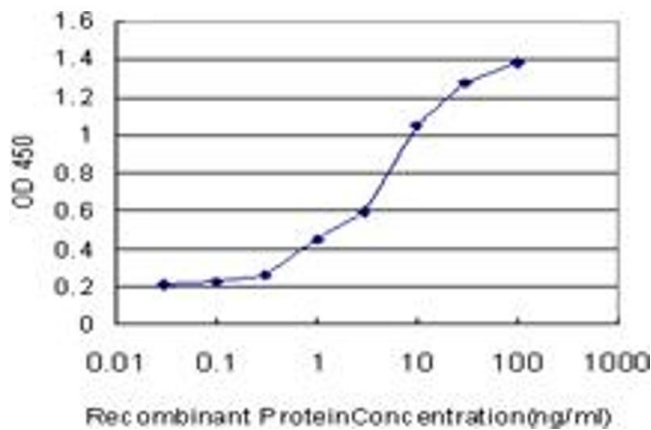
Western Blotting

Image 1. Western Blot detection against Immunogen (35.64 KDa) .



Immunostaining

Image 2. Immunoperoxidase of monoclonal antibody to ACADVL on formalin-fixed paraffin-embedded human heart. [antibody concentration 3 ug/ml]



ELISA

Image 3. Detection limit for recombinant GST tagged ACADVL is approximately 0.03ng/ml as a capture antibody.

Please check the [product details page](#) for more images. Overall 4 images are available for ABIN559746.