



[Go to Product page](#)

Datasheet for ABIN559895  
**anti-APOA1 antibody (AA 1-267)**

5 Images

Overview

Quantity:	50 µg
Target:	APOA1
Binding Specificity:	AA 1-267
Reactivity:	Human
Host:	Mouse
Clonality:	Monoclonal
Conjugate:	This APOA1 antibody is un-conjugated
Application:	Western Blotting (WB), ELISA, Immunoprecipitation (IP)

Product Details

Purpose:	Mouse monoclonal antibody raised against a full-length recombinant APOA1.
Immunogen:	APOA1 (AAH05380, 1 a.a. ~ 267 a.a) full-length recombinant protein with GST tag. MW of the GST tag alone is 26 KDa.
Sequence:	MKAAVLTLAV LFLTGSQARH FWQQDEPPQS PWDRVKDLAT VYVDVLKDSG RDYVSQFEGS ALGKQLNLKL LDNWDSVTST FSKLREQLGP VTQEFWDNLE KETEGLRQEM SKDLEEVKAK VQPYLDDFQK KWQEEMELYR QKVEPLRAEL QEGARQKLHE LQEKLSPLGE EMRDRARAHV DALRTHLAPY SDELQRRLAA RLEALKENGG ARLAEYHAKA TEHLSTLSEK AKPALEDLRQ GLLPVLESFK VSFLSALEEY TKKLNTQ
Clone:	S1
Isotype:	IgG2a
Cross-Reactivity:	Human

## Product Details

---

Characteristics: Antibody Reactive Against Recombinant Protein.

## Target Details

---

Target: APOA1

Alternative Name: APOA1 ([APOA1 Products](#))

Background: Full Gene Name: apolipoprotein A-I  
Synonyms: MGC117399

Gene ID: 335

Pathways: [Regulation of Lipid Metabolism by PPARalpha](#), [Production of Molecular Mediator of Immune Response](#), [Lipid Metabolism](#)

## Application Details

---

Application Notes: Optimal working dilution should be determined by the investigator.

Restrictions: For Research Use only

## Handling

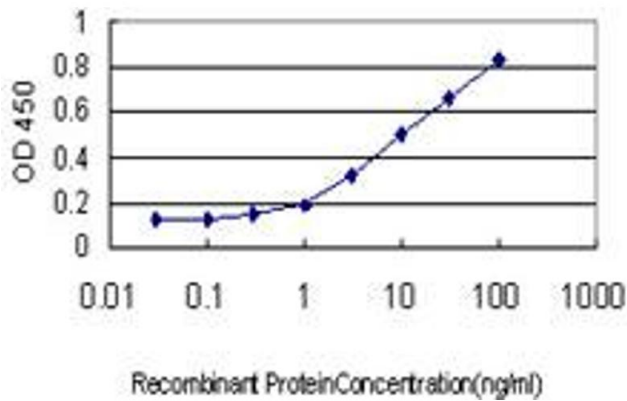
---

Buffer: In 1x PBS, pH 7.4

Handling Advice: Aliquot to avoid repeated freezing and thawing.

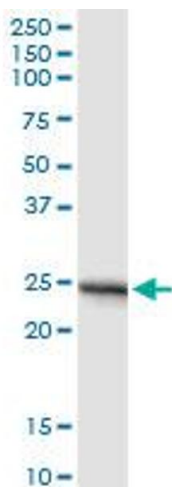
Storage: -20 °C

Storage Comment: Store at -20°C or lower. Aliquot to avoid repeated freezing and thawing.



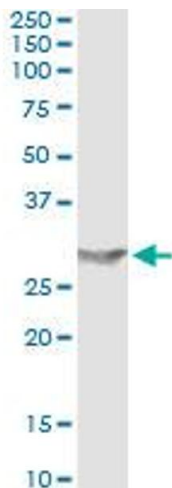
### ELISA

**Image 1.** Detection limit for recombinant GST tagged APOA1 is approximately 0.03ng/ml as a capture antibody.



### Western Blotting

**Image 2.** APOA1 monoclonal antibody (M01), clone 3A11-1A9. Western Blot analysis of APOA1 expression in human kidney.



### Western Blotting

**Image 3.** Immunoprecipitation of APOA1 transfected lysate using anti-APOA1 monoclonal antibody and Protein A Magnetic Bead , and immunoblotted with APOA1 MaxPab rabbit polyclonal antibody.

Please check the [product details page](#) for more images. Overall 5 images are available for ABIN559895.