



[Go to Product page](#)

Datasheet for ABIN559991

anti-FXYD2 antibody (AA 1-64)

4 Images

1 Publication

Overview

Quantity:	100 µg
Target:	FXYD2
Binding Specificity:	AA 1-64
Reactivity:	Human
Host:	Mouse
Clonality:	Monoclonal
Conjugate:	This FXYD2 antibody is un-conjugated
Application:	Western Blotting (WB), ELISA, Immunohistochemistry (Paraffin-embedded Sections) (IHC (p))

Product Details

Purpose:	Mouse monoclonal antibody raised against a full length recombinant FXYD2.
Immunogen:	FXYD2 (AAH05302.1, 1 a.a. ~ 64 a.a) full-length recombinant protein with GST tag. MW of the GST tag alone is 26 KDa.
Sequence:	MDRWYLGGSPPKGDVDPFYD YETVRNGGLI FAGLAFIVGL LILLSRRFRC GGNKKRRQIN EDEP
Clone:	1C3-B3
Isotype:	IgG2b
Cross-Reactivity:	Human
Characteristics:	Antibody Reactive Against Recombinant Protein.

Target Details

Target:	FXYD2
Alternative Name:	FXYD2 (FXYD2 Products)
Background:	Full Gene Name: FXYD domain containing ion transport regulator 2 Synonyms: ATP1G1,HOMG2,MGC12372
Gene ID:	486
Pathways:	Thyroid Hormone Synthesis

Application Details

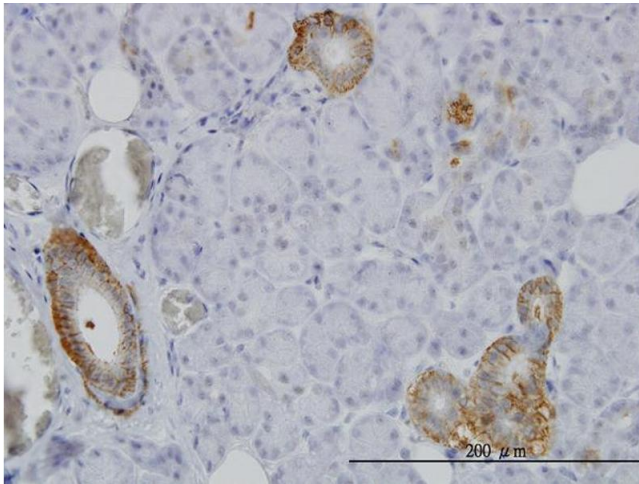
Application Notes:	Optimal working dilution should be determined by the investigator.
Restrictions:	For Research Use only

Handling

Buffer:	In 1x PBS, pH 7.4
Handling Advice:	Aliquot to avoid repeated freezing and thawing.
Storage:	-20 °C
Storage Comment:	Store at -20°C or lower. Aliquot to avoid repeated freezing and thawing.


Publications

Product cited in:	Flamez, Roland, Berton, Kutlu, Dufrane, Beckers, De Waele, Rooman, Bouwens, Clark, Lonneux, Jamar, Goldman, Maréchal, Goodman, Gianello, Van Huffel, Salmon, Eizirik: "A genomic-based approach identifies FXYD domain containing ion transport regulator 2 (FXYD2)gammaa as a pancreatic beta cell-specific biomarker." in: Diabetologia , Vol. 53, Issue 7, pp. 1372-83, (2010) (PubMed).
-------------------	--




Immunostaining

Image 1. Immunoperoxidase of monoclonal antibody to FXYD2 on formalin-fixed paraffin-embedded human salivary gland. [antibody concentration 3 ug/ml]



Western Blotting

Image 2. FXYD2 monoclonal antibody (M01), clone 1C3-B3 Western Blot analysis of FXYD2 expression in Jurkat .



Western Blotting

Image 3. Western Blot detection against Immunogen (32.78 kDa) .

Please check the [product details page](#) for more images. Overall 4 images are available for ABIN559991.