



Datasheet for ABIN560071  
**anti-BMI1 antibody (AA 1-326)**



[Go to Product page](#)

4 Images

1 Publication

### Overview

Quantity:	100 µg
Target:	BMI1
Binding Specificity:	AA 1-326
Reactivity:	Human
Host:	Mouse
Clonality:	Monoclonal
Conjugate:	This BMI1 antibody is un-conjugated
Application:	Western Blotting (WB), ELISA

### Product Details

Purpose:	Mouse monoclonal antibody raised against a full length recombinant PCGF4.
Immunogen:	PCGF4 (AAH11652, 1 a.a. ~ 326 a.a) full-length recombinant protein with GST tag. MW of the GST tag alone is 26 KDa.
Sequence:	MHRTRRIKIT ELNPHLMCVL CGGYFIDATT IIECLHSFCK TCIVRYLETS KYCPICDVQV HKTRPLLNIR SDKTLQDIVY KLVPGFLFKNE MKRRRDFYAA HPSADAANGS NEDRGEVADE DKRIITDDEI ISLSIEFFDQ NRLDRKVNKD KEKSKEEVND KRYLRCPAAM TVMHLRKFLR SKMDIPNTFQ IDVMYEEEPL KDYYTLMDIA YIYTWRNGP LPLKYRVRPT CKRMKISHQR DGLTNAGELE SDSGSDKANS PAGGIPSTSS CLPSPSTPVQ SPHPQFPHIS STMNGTSNSP SGNHQSSFAN RPRKASVNGS SATSSG
Clone:	4E10-1C5
Isotype:	IgG1

## Product Details

---

Cross-Reactivity:	Human
Characteristics:	Antibody Reactive Against Recombinant Protein.

## Target Details

---

Target:	BMI1
Alternative Name:	BMI1 ( <a href="#">BMI1 Products</a> )
Background:	Full Gene Name: BMI1 polycomb ring finger oncogene Synonyms: MGC12685,PCGF4,RNF51
Gene ID:	648
Pathways:	<a href="#">Cell Division Cycle</a> , <a href="#">Autophagy</a>

## Application Details

---

Application Notes:	Optimal working dilution should be determined by the investigator.
Restrictions:	For Research Use only

## Handling

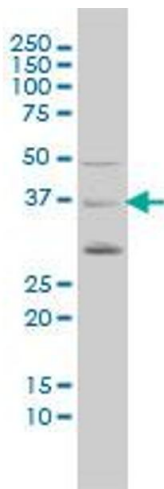
---

Buffer:	In 1x PBS, pH 7.4
Handling Advice:	Aliquot to avoid repeated freezing and thawing.
Storage:	-20 °C
Storage Comment:	Store at -20°C or lower. Aliquot to avoid repeated freezing and thawing.

## Publications

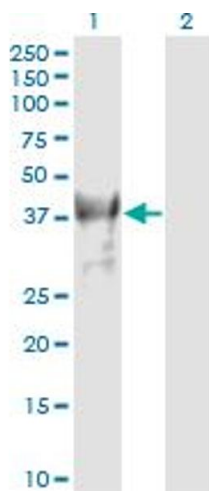
---

Product cited in:	Sánchez, Sánchez, Demmers, Rodriguez, Strouboulis, Vidal: "Proteomics analysis of Ring1B/Rnf2 interactors identifies a novel complex with the Fbxl10/Jhdm1B histone demethylase and the Bcl6 interacting corepressor." in: <b>Molecular &amp; cellular proteomics : MCP</b> , Vol. 6, Issue 5, pp. 820-34, (2007) ( <a href="#">PubMed</a> ).
-------------------	---



### Western Blotting

**Image 1.** PCGF4 monoclonal antibody (M02), clone 4E10-1C5 Western Blot analysis of PCGF4 expression in A-549 .

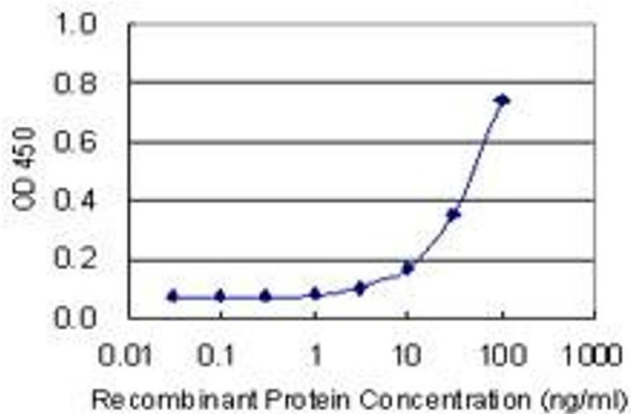


### Western Blotting

**Image 2.** Western Blot analysis of PCGF4 expression in transfected 293T cell line by PCGF4 monoclonal antibody (M02), clone 4E10-1C5.

Lane 1: PCGF4 transfected lysate(36.9 KDa).

Lane 2: Non-transfected lysate.



### ELISA

**Image 3.** Detection limit for recombinant GST tagged BMI1 is 1 ng/ml as a capture antibody.

Please check the [product details page](#) for more images. Overall 4 images are available for ABIN560071.