



[Go to Product page](#)

Datasheet for ABIN560155
anti-CAMK2B antibody (AA 1-503)

4 Images

Overview

Quantity:	100 µg
Target:	CAMK2B
Binding Specificity:	AA 1-503
Reactivity:	Human
Host:	Mouse
Clonality:	Monoclonal
Conjugate:	This CAMK2B antibody is un-conjugated
Application:	Western Blotting (WB), ELISA, Immunohistochemistry (Paraffin-embedded Sections) (IHC (p))

Product Details

Purpose:	Mouse monoclonal antibody raised against a full length recombinant CAMK2B.
Immunogen:	CAMK2B (AAH19070.1, 1 a.a. ~ 503 a.a) full-length recombinant protein with GST tag. MW of the GST tag alone is 26 KDa.
Sequence:	MATTVTCTRF TDEYQLYEDI GKGAFSVVRR CVKLCTGHEY AAKIINTKKL SARDHQKLER EARICRLLKH SNIVRLHDSI SEEGFHYLVF DLVTGGELFE DIVAREYYSE ADASHCIQI LEAVLHCHQM GVVHRDLKPE NLLASKCKG AAVKLADFGL AIEVQGDQQA WFGFAGTPGY LSPEVLRKEA YGKPVDIWAC GVILYILLVG YPPFWDEDQH KLYQQIKAGA YDFPSPEWDT VTPEAKNLIN QMLTINPAKR ITAHEALKHP WVCQRSTVAS MMHRQETVEC LKKFNARRKL KGAILTTMLA TRNFSAKSL LNKKADGVKP QTNSTKNSAA ATSPKGTLP AALESSDSAN TTIEDEDAKA RKQEIIKTTE QLIEAVNNGD FEAYAKICDP GLTSFEPEAL GNLVEGMDFH RFYFENLLAK NSKPIHTTIL NPHVHVIGED AACIAYIRLT QYIDGQGRPR TSQSEETRVW HRRDGKWQNV HFHCSGAPVA PLQ

Product Details

Clone:	S11
Isotype:	IgG1
Cross-Reactivity:	Human
Characteristics:	Antibody Reactive Against Recombinant Protein.

Target Details

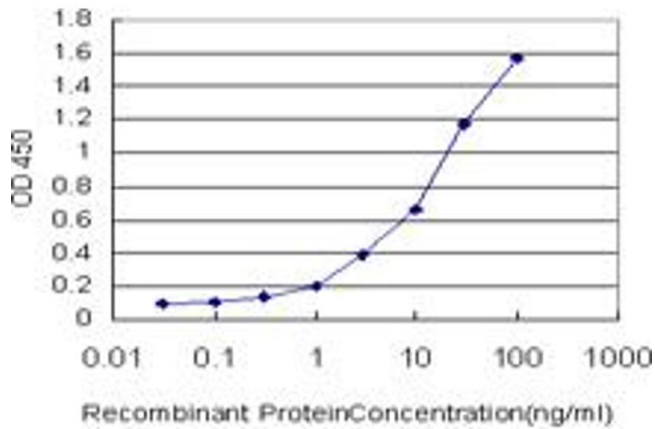
Target:	CAMK2B
Alternative Name:	CAMK2B (CAMK2B Products)
Background:	Full Gene Name: calcium/calmodulin-dependent protein kinase II beta Synonyms: CAM2,CAMK2,CAMKB,MGC29528
Gene ID:	816
Pathways:	WNT Signaling , Interferon-gamma Pathway , Myometrial Relaxation and Contraction , Regulation of G-Protein Coupled Receptor Protein Signaling , Smooth Muscle Cell Migration , Regulation of long-term Neuronal Synaptic Plasticity

Application Details

Application Notes:	Optimal working dilution should be determined by the investigator.
Restrictions:	For Research Use only


Handling

Buffer:	In 1x PBS, pH 7.4
Handling Advice:	Aliquot to avoid repeated freezing and thawing.
Storage:	-20 °C
Storage Comment:	Store at -20°C or lower. Aliquot to avoid repeated freezing and thawing.




ELISA

Image 1. Detection limit for recombinant GST tagged CAMK2B is approximately 0.3ng/ml as a capture antibody.



Western Blotting

Image 2. Western Blot detection against Immunogen (81.07 KDa) .



Western Blotting

Image 3. CAMK2B monoclonal antibody (M04), clone S11 Western Blot analysis of CAMK2B expression in HeLa S3 NE

Please check the [product details page](#) for more images. Overall 4 images are available for ABIN560155.