



[Go to Product page](#)

Datasheet for ABIN560377

anti-IKK alpha antibody (AA 646-745)

4 Images

Overview

Quantity:	100 µg
Target:	IKK alpha (CHUK)
Binding Specificity:	AA 646-745
Reactivity:	Human
Host:	Mouse
Clonality:	Monoclonal
Conjugate:	This IKK alpha antibody is un-conjugated
Application:	Western Blotting (WB), ELISA, Immunofluorescence (IF), Proximity Ligation Assay (PLA)

Product Details

Purpose:	Mouse monoclonal antibody raised against a partial recombinant CHUK.
Immunogen:	CHUK (NP_001269, 646 a.a. ~ 745 a.a) partial recombinant protein with GST tag. MW of the GST tag alone is 26 KDa.
Sequence:	RQKEIWHLK IACTQSSARS LVGSSLEGAV TPQTSAWLPP TSAEHDHSLC CVWTPQDGET SAQMIEENLN CLGHLSTIIH EANEEOGNSM MNLDWSWLTE
Clone:	1F8
Isotype:	IgG1
Cross-Reactivity:	Human
Characteristics:	Antibody Reactive Against Recombinant Protein.

Target Details

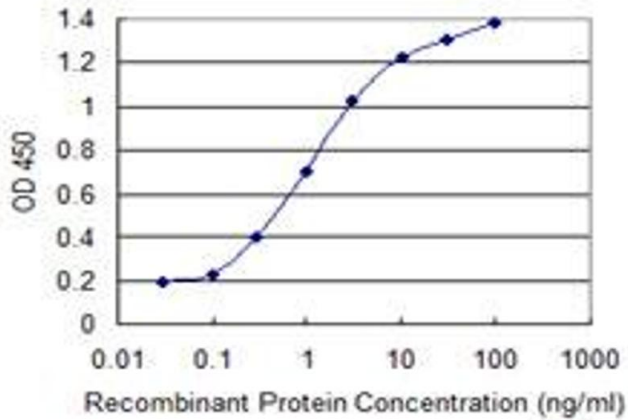
Target:	IKK alpha (CHUK)
Alternative Name:	CHUK (CHUK Products)
Background:	Full Gene Name: conserved helix-loop-helix ubiquitous kinase Synonyms: IKBKA,IKK-alpha,IKK1,IKKA,NFKBIKA,TCF16
Gene ID:	1147
NCBI Accession:	NM_001278
Pathways:	PI3K-Akt Signaling , NF-kappaB Signaling , RTK Signaling , TCR Signaling , TLR Signaling , Fc-epsilon Receptor Signaling Pathway , EGFR Signaling Pathway , Neurotrophin Signaling Pathway , Activation of Innate immune Response , Hepatitis C , Toll-Like Receptors Cascades , BCR Signaling , Ubiquitin Proteasome Pathway , S100 Proteins

Application Details

Application Notes:	Optimal working dilution should be determined by the investigator.
Restrictions:	For Research Use only

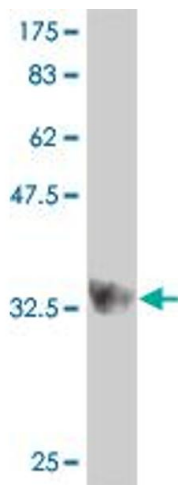
Handling

Buffer:	In 1x PBS, pH 7.4
Handling Advice:	Aliquot to avoid repeated freezing and thawing.
Storage:	-20 °C
Storage Comment:	Store at -20°C or lower. Aliquot to avoid repeated freezing and thawing.



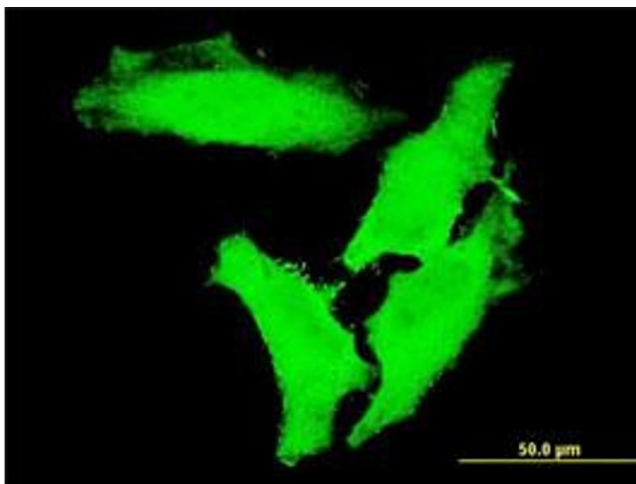
ELISA

Image 1. Detection limit for recombinant GST tagged CHUK is 0.03 ng/ml as a capture antibody.



Western Blotting

Image 2. Western Blot detection against Immunogen (36.63 KDa) .



Immunofluorescence

Image 3. Immunofluorescence of monoclonal antibody to CHUK on HeLa cell. (antibody concentration 10 μg/mL)

Please check the [product details page](#) for more images. Overall 4 images are available for ABIN560377.