

Datasheet for ABIN560463  
**anti-ATF2 antibody (AA 1-209)**



[Go to Product page](#)

4 Images

Overview

Quantity:	100 µg
Target:	ATF2
Binding Specificity:	AA 1-209
Reactivity:	Human
Host:	Mouse
Clonality:	Monoclonal
Conjugate:	This ATF2 antibody is un-conjugated
Application:	Western Blotting (WB), ELISA, Immunohistochemistry (Paraffin-embedded Sections) (IHC (p)), Immunofluorescence (IF)

Product Details

Purpose:	Mouse monoclonal antibody raised against a full length recombinant ATF2.
Immunogen:	ATF2 (AAH26175, 1 a.a. ~ 209 a.a) full-length recombinant protein with GST tag. MW of the GST tag alone is 26 KDa.
Sequence:	MKFKLVNSA RQYKDLWNMS DDKPFLCTAP GCGQRFTNED HLAVHKHKHE MTLKFGPARN DSVIVADQTP TPTRFLKNCE EVGLFNELAS PFENEFKKAS EDDIKKMPLD LSPLATPIIR SKIEEPSVVE TTHQDSPLPH PESTTSDEKE VPLAQTAQPT SAIVRPASLQ VPNVLLTSSD SSVIIQQAVP SPTSSTVITQ APSSNRPIV
Clone:	1E12
Isotype:	IgG1
Cross-Reactivity:	Human

## Product Details

---

Characteristics: Antibody Reactive Against Recombinant Protein.

## Target Details

---

Target: ATF2

Alternative Name: ATF2 ([ATF2 Products](#))

Background: Full Gene Name: activating transcription factor 2  
Synonyms: CRE-BP1, CREB2, HB16, MGC111558, TREB7

Gene ID: 1386

Pathways: [MAPK Signaling](#), [RTK Signaling](#), [Thyroid Hormone Synthesis](#), [Activation of Innate immune Response](#), [Chromatin Binding](#), [Myometrial Relaxation and Contraction](#), [Synaptic Membrane](#), [Tube Formation](#), [Toll-Like Receptors Cascades](#)

## Application Details

---

Application Notes: Optimal working dilution should be determined by the investigator.

Restrictions: For Research Use only

## Handling

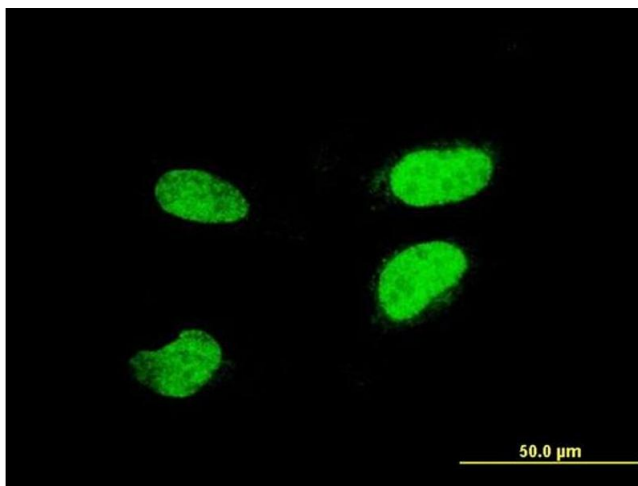
---

Buffer: In 1x PBS, pH 7.4

Handling Advice: Aliquot to avoid repeated freezing and thawing.

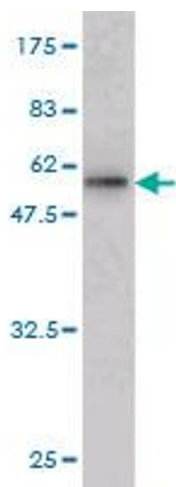
Storage: -20 °C

Storage Comment: Store at -20°C or lower. Aliquot to avoid repeated freezing and thawing.



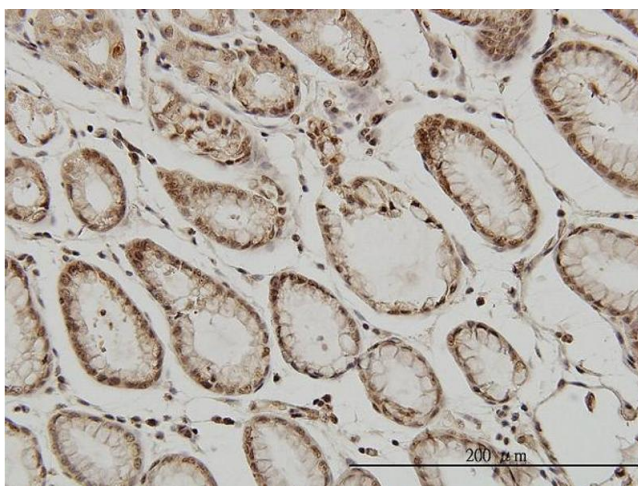
### Immunofluorescence

**Image 1.** Immunofluorescence of monoclonal antibody to ATF2 on HeLa cell. [antibody concentration 10 ug/ml]



### Western Blotting

**Image 2.** Western Blot detection against Immunogen (48.73 KDa) .



### Immunostaining

**Image 3.** Immunoperoxidase of monoclonal antibody to ATF2 on formalin-fixed paraffin-embedded human stomach. [antibody concentration 3 ug/ml]

Please check the [product details page](#) for more images. Overall 4 images are available for ABIN560463.