



[Go to Product page](#)

Datasheet for ABIN560564
anti-DAZ1 antibody (AA 21-120)

6 Images

Overview

Quantity:	100 µg
Target:	DAZ1
Binding Specificity:	AA 21-120
Reactivity:	Human
Host:	Mouse
Clonality:	Monoclonal
Conjugate:	This DAZ1 antibody is un-conjugated
Application:	ELISA, Western Blotting (WB), Immunohistochemistry (Paraffin-embedded Sections) (IHC (p)), Immunofluorescence (IF)

Product Details

Purpose:	Mouse monoclonal antibody raised against a partial recombinant DAZ1.
Immunogen:	DAZ1 (AAH18119, 21 a.a. ~ 120 a.a) partial recombinant protein with GST tag. MW of the GST tag alone is 26 KDa.
Sequence:	SSSAAASQGW VLPEGKIVPN TVFVGGIDAR MDETEIGSCF GRYGSVKEVK IITNRTGVSK GYGFVSFVND VDVQKIVGSQ IHFHGKKLKL GPAIRKQKLC
Clone:	3G10
Isotype:	IgG1
Cross-Reactivity:	Human
Characteristics:	Antibody Reactive Against Recombinant Protein.

Target Details

Target:	DAZ1
Alternative Name:	DAZ1 (DAZ1 Products)
Background:	Full Gene Name: deleted in azoospermia 1 Synonyms: DAZ,SPGY
Gene ID:	1617
NCBI Accession:	NG_004755

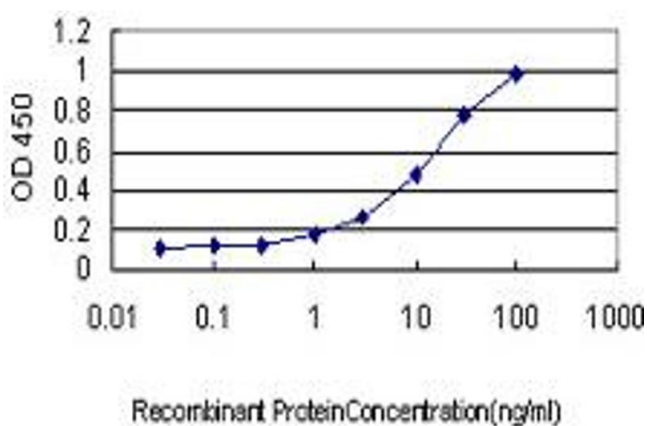
Application Details

Application Notes:	Optimal working dilution should be determined by the investigator.
Restrictions:	For Research Use only

Handling

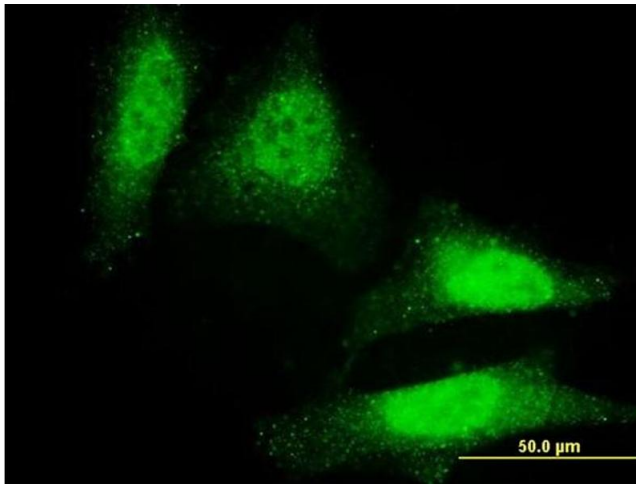
Buffer:	In 1x PBS, pH 7.4
Handling Advice:	Aliquot to avoid repeated freezing and thawing.
Storage:	-20 °C
Storage Comment:	Store at -20°C or lower. Aliquot to avoid repeated freezing and thawing.

Images



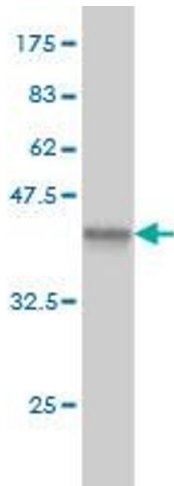
ELISA

Image 1. Detection limit for recombinant GST tagged DAZ1 is approximately 0.3ng/ml as a capture antibody.



Immunofluorescence

Image 2. Immunofluorescence of monoclonal antibody to DAZ1 on HeLa cell. [antibody concentration 10 ug/ml]



Western Blotting

Image 3. Western Blot detection against Immunogen (36.74 KDa) .

Please check the [product details page](#) for more images. Overall 6 images are available for ABIN560564.