



[Go to Product page](#)

Datasheet for ABIN560631
anti-DNM2 antibody (AA 611-710)

3 Images

Overview

Quantity:	100 µg
Target:	DNM2
Binding Specificity:	AA 611-710
Reactivity:	Human
Host:	Mouse
Clonality:	Monoclonal
Conjugate:	This DNM2 antibody is un-conjugated
Application:	Western Blotting (WB), ELISA

Product Details

Purpose:	Mouse monoclonal antibody raised against a partial recombinant DNM2.
Immunogen:	DNM2 (AAH54501, 611 a.a. ~ 710 a.a) partial recombinant protein with GST tag. MW of the GST tag alone is 26 KDa.
Sequence:	SWKASFLRAG VYPEKDQAEN EDGAQENTFS MDPQLERQVE TIRNLVDSYV AIINKSIRDL MPKTIMHLM I NNTKAFIHHE LLAYLYSSAD QSSLMEESAD
Clone:	6C9
Isotype:	IgG1
Cross-Reactivity:	Human
Characteristics:	Antibody Reactive Against Recombinant Protein.

Target Details

Target:	DNM2
Alternative Name:	DNM2 (DNM2 Products)
Background:	Full Gene Name: dynamin 2 Synonyms: CMTDI1,CMTDIB,DI-CMTB,DYN2,DYNII
Gene ID:	1785
Pathways:	Toll-Like Receptors Cascades


Application Details

Application Notes:	Optimal working dilution should be determined by the investigator.
Restrictions:	For Research Use only

Handling

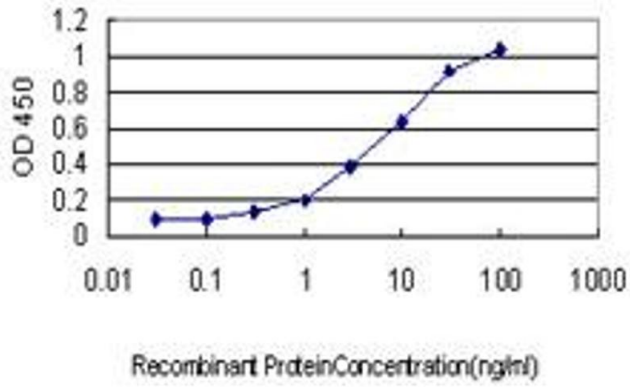
Buffer:	In 1x PBS, pH 7.4
Handling Advice:	Aliquot to avoid repeated freezing and thawing.
Storage:	-20 °C
Storage Comment:	Store at -20°C or lower. Aliquot to avoid repeated freezing and thawing.

Images



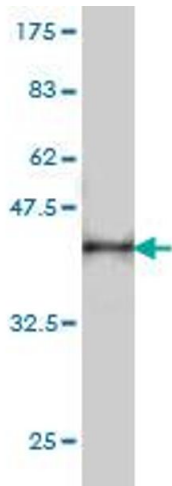
Western Blotting

Image 1. DNM2 monoclonal antibody (M01), clone 6C9
Western Blot analysis of DNM2 expression in HeLa .



ELISA

Image 2. Detection limit for recombinant GST tagged DNMT2 is approximately 0.3ng/ml as a capture antibody.



Western Blotting

Image 3. Western Blot detection against Immunogen (36.63 kDa).