



[Go to Product page](#)

Datasheet for ABIN560640  
**anti-DPYD antibody (AA 1-110)**

5 Images

1 Publication

### Overview

Quantity:	100 µg
Target:	DPYD
Binding Specificity:	AA 1-110
Reactivity:	Human
Host:	Mouse
Clonality:	Monoclonal
Conjugate:	This DPYD antibody is un-conjugated
Application:	Western Blotting (WB), ELISA, Immunofluorescence (IF)

### Product Details

Purpose:	Mouse monoclonal antibody raised against a partial recombinant DPYD.
Immunogen:	DPYD (NP_000101, 1 a.a. ~ 110 a.a) partial recombinant protein with GST tag. MW of the GST tag alone is 26 KDa.
Sequence:	MAPVLSKDSA DIESILALNP RTQTHATLCS TSAKKLDKXH WKRNPDKNCF NCKLENNFD DIKHTTLGER GALREAMRCL KCADAPCQKS CPTNLDIKSF ITSIANKNYY
Clone:	7D4
Isotype:	IgG1
Cross-Reactivity:	Human
Characteristics:	Antibody Reactive Against Recombinant Protein.

## Target Details

---

Target:	DPYD
Alternative Name:	DPYD ( <a href="#">DPYD Products</a> )
Background:	Full Gene Name: dihydropyrimidine dehydrogenase Synonyms: DHP,DHPDHASE,DPD,MGC132008,MGC70799
Gene ID:	1806
NCBI Accession:	<a href="#">NM_000110</a>
Pathways:	<a href="#">Ribonucleoside Biosynthetic Process</a>

## Application Details

---

Application Notes:	Optimal working dilution should be determined by the investigator.
Restrictions:	For Research Use only

## Handling


---

Buffer:	In 1x PBS, pH 7.4
Handling Advice:	Aliquot to avoid repeated freezing and thawing.
Storage:	-20 °C
Storage Comment:	Store at -20°C or lower. Aliquot to avoid repeated freezing and thawing.

## Publications

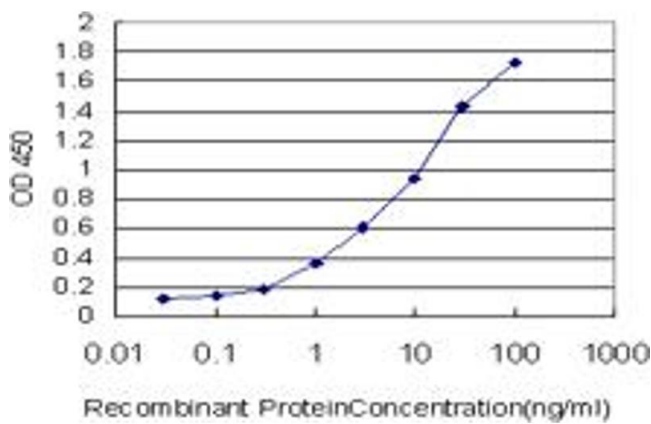
---

Product cited in:	Kuilenburg, Meijer, Tanck, Dobritsch, Zoetekouw, Dekkers, Roelofsen, Meinsma, Wymenga, Kulik, Büchel, Hennekam, Largiadèr: "Phenotypic and clinical implications of variants in the dihydropyrimidine dehydrogenase gene." in: <b>Biochimica et biophysica acta</b> , Vol. 1862, Issue 4, pp. 754-62, (2016) ( <a href="#">PubMed</a> ).
-------------------	--



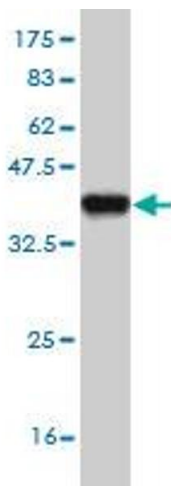
### Western Blotting

**Image 1.** DPYD monoclonal antibody (M01), clone 7D4. Western Blot analysis of DPYD expression in HeLa S3 NE .



### ELISA

**Image 2.** Detection limit for recombinant GST tagged DPYD is approximately 0.1 ng/ml as a capture antibody.



### Western Blotting

**Image 3.** Western Blot detection against Immunogen (37.84 KDa) .

Please check the [product details page](#) for more images. Overall 5 images are available for ABIN560640.