



[Go to Product page](#)

Datasheet for ABIN560721

anti-EIF4G2 antibody (AA 811-889)

4 Images

1 Publication

Overview

Quantity:	100 µg
Target:	EIF4G2
Binding Specificity:	AA 811-889
Reactivity:	Human
Host:	Mouse
Clonality:	Monoclonal
Conjugate:	This EIF4G2 antibody is un-conjugated
Application:	Western Blotting (WB), ELISA, Immunohistochemistry (Paraffin-embedded Sections) (IHC (p))

Product Details

Purpose:	Mouse monoclonal antibody raised against a partial recombinant EIF4G2.
Immunogen:	EIF4G2 (NP_001409, 811 a.a. ~ 889 a.a) partial recombinant protein with GST tag. MW of the GST tag alone is 26 KDa.
Sequence:	SFKPVMQKFL HDHVDLQVSA LYALQVHCYN SNFPKGMMLR FVHFYDMEI IEEEAFLAWK EDITQEFP GKALFQVNQ
Clone:	3B5
Isotype:	IgG1
Cross-Reactivity:	Human, Rat
Characteristics:	Antibody Reactive Against Recombinant Protein.

Target Details

Target:	EIF4G2
Alternative Name:	EIF4G2 (EIF4G2 Products)
Background:	Full Gene Name: eukaryotic translation initiation factor 4 gamma, 2 Synonyms: AAG1,DAP5,FLJ41344,NAT1,p97
Gene ID:	1982
NCBI Accession:	NM_001418

Application Details

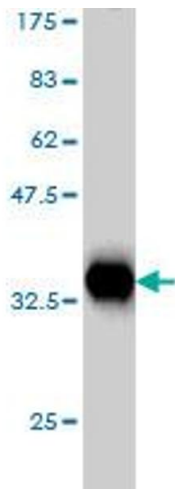
Application Notes:	Optimal working dilution should be determined by the investigator.
Restrictions:	For Research Use only

Handling

Buffer:	In 1x PBS, pH 7.4
Handling Advice:	Aliquot to avoid repeated freezing and thawing.
Storage:	-20 °C
Storage Comment:	Store at -20°C or lower. Aliquot to avoid repeated freezing and thawing.

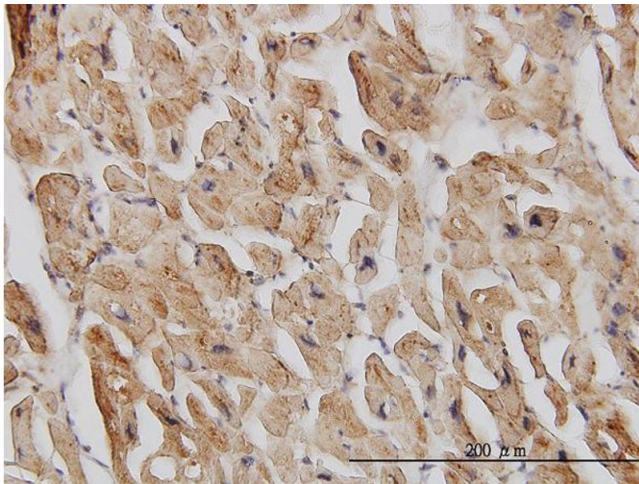
Publications

Product cited in:	Katsogiannou, Andrieu, Baylot, Baudot, Dusetti, Gayet, Finetti, Garrido, Birnbaum, Bertucci, Brun, Rocchi: "The functional landscape of Hsp27 reveals new cellular processes such as DNA repair and alternative splicing and proposes novel anticancer targets." in: Molecular & cellular proteomics : MCP , Vol. 13, Issue 12, pp. 3585-601, (2014) (PubMed).
-------------------	---



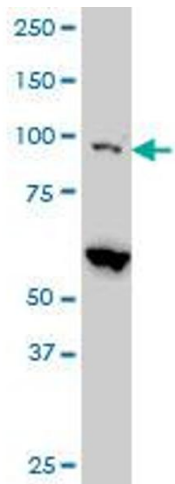
Western Blotting

Image 1. Western Blot detection against Immunogen (34.43 KDa) .



Immunostaining

Image 2. Immunoperoxidase of monoclonal antibody to EIF4G2 on formalin-fixed paraffin-embedded human heart. [antibody concentration 3 ug/ml]



Western Blotting

Image 3. EIF4G2 monoclonal antibody (M01), clone 3B5 Western Blot analysis of EIF4G2 expression in Hela S3 NE .

Please check the [product details page](#) for more images. Overall 4 images are available for ABIN560721.