

Datasheet for ABIN560815  
**anti-EWSR1 antibody (AA 358-453)**[Go to Product page](#)

## 4 Images

## Overview

Quantity:	100 µg
Target:	EWSR1
Binding Specificity:	AA 358-453
Reactivity:	Human
Host:	Mouse
Clonality:	Monoclonal
Conjugate:	This EWSR1 antibody is un-conjugated
Application:	Western Blotting (WB), ELISA, Immunohistochemistry (Paraffin-embedded Sections) (IHC (p))

## Product Details

Purpose:	Mouse monoclonal antibody raised against a partial recombinant EWSR1.
Immunogen:	EWSR1 (NP_005234, 358 a.a. ~ 453 a.a) partial recombinant protein with GST tag. MW of the GST tag alone is 26 KDa.
Sequence:	SDNSAIYVQG LNSVTLDDL ADFFKQCGVV KMNKRTGQPM IHIYLDKETG KPKGDATVSY EDPPTAKAAV EWFDGKDFQG SKLKVSLARK KPPMNS
Clone:	5C10
Isotype:	IgG2a
Cross-Reactivity:	Human
Characteristics:	Antibody Reactive Against Recombinant Protein.

## Target Details

Target:	EWSR1
Alternative Name:	EWSR1 ( <a href="#">EWSR1 Products</a> )
Background:	Full Gene Name: Ewing sarcoma breakpoint region 1 Synonyms: EWS
Gene ID:	2130
NCBI Accession:	<a href="#">NM_005243</a>

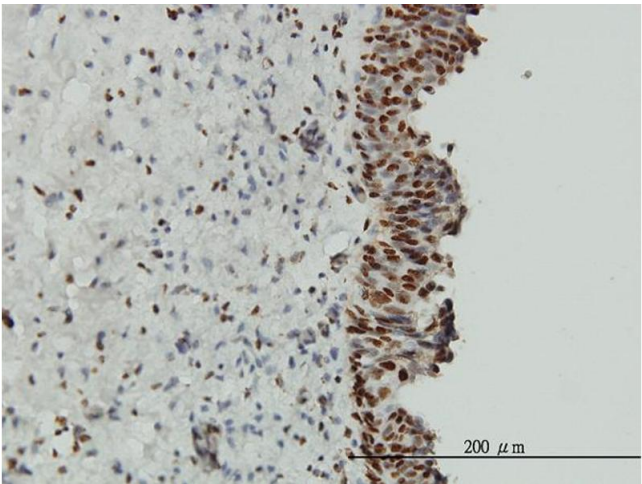
## Application Details

Application Notes:	Optimal working dilution should be determined by the investigator.
Restrictions:	For Research Use only

## Handling

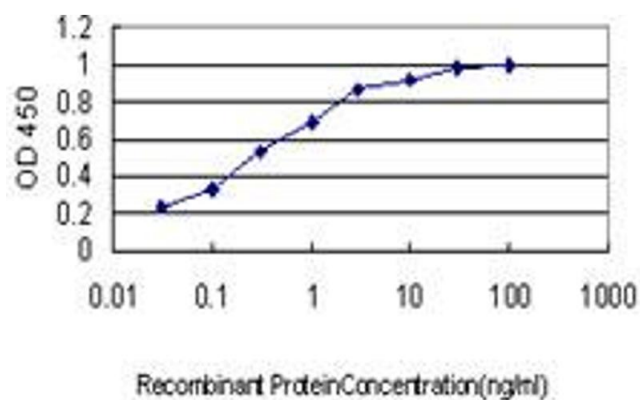
Buffer:	In 1x PBS, pH 7.4
Handling Advice:	Aliquot to avoid repeated freezing and thawing.
Storage:	-20 °C
Storage Comment:	Store at -20°C or lower. Aliquot to avoid repeated freezing and thawing.

## Images




### Immunostaining

**Image 1.** Immunoperoxidase of monoclonal antibody to EWSR1 on formalin-fixed paraffin-embedded human urinary bladder. [antibody concentration 3 ug/ml]



#### ELISA

**Image 2.** Detection limit for recombinant GST tagged EWSR1 is approximately 0.03ng/ml as a capture antibody.



#### Western Blotting

**Image 3.** Western Blot analysis of EWSR1 expression in transfected 293T cell line by EWSR1 monoclonal antibody (M01), clone 5C10.

Lane 1: EWSR1 transfected lysate (68.5 kDa).

Lane 2: Non-transfected lysate.

Please check the [product details page](#) for more images. Overall 4 images are available for ABIN560815.