

Datasheet for ABIN560888  
**anti-FH antibody (AA 33-510)**



[Go to Product page](#)

4 Images

Overview

Quantity:	100 µg
Target:	FH
Binding Specificity:	AA 33-510
Reactivity:	Human
Host:	Mouse
Clonality:	Monoclonal
Conjugate:	This FH antibody is un-conjugated
Application:	Western Blotting (WB), ELISA, Immunohistochemistry (Paraffin-embedded Sections) (IHC (p))

Product Details

Purpose:	Mouse monoclonal antibody raised against a full length recombinant FH.
Immunogen:	FH (AAH03108, 33 a.a. ~ 510 a.a) full-length recombinant protein with GST tag. MW of the GST tag alone is 26 KDa.
Sequence:	VPSFWPPNAA RMASQNSFRI EYDTFGELKV PNDKYYGAQT VRSTMNFKIG GVTERMPTPV IKAFGILKRA AAENVQDYGL DPKIANAIMK AADEVAEGKL NDHFPLVVWQ TGSGTQTNMN VNEVISNRAI EMLGGELGSK IPVHPNDHVN KSQSSNDTFP TAMHIAAAIE VHEVLLPGLQ KLHDALDAKS KEFAQIIKIG RTHTQDAVPL TLGQEFSGYV QQVKYAMTRI KAAMPRIYEL AAGGTAVGTG LNTRIGFAEK VAAKVAALTG LPFVTAPNKF EALAAHDALV ELSGAMNTTA CSLMKIANDI RFLGSGPRSG LGELILPENE PGSSIMPGKV NPTQCEAMTM VAAQVMGNHV AVTVGGSNGH FELNVFKPMM IKNVLHSARL LGDASVSFTE NCVVGIQANT ERINKLMNES LMLVTALNPH IGYDKAAKIA KTAHKNGSTL KETAIELGYL TAEQFDEWVK PKDMLGPK

## Product Details

---

Clone:	3E7
Isotype:	IgG2b
Cross-Reactivity:	Human
Characteristics:	Antibody Reactive Against Recombinant Protein.

## Target Details

---

Target:	FH
Alternative Name:	FH ( <a href="#">FH Products</a> )
Background:	Full Gene Name: fumarate hydratase Synonyms: HLRCC,LRCC,MCL,MCUL1
Gene ID:	2271

## Application Details

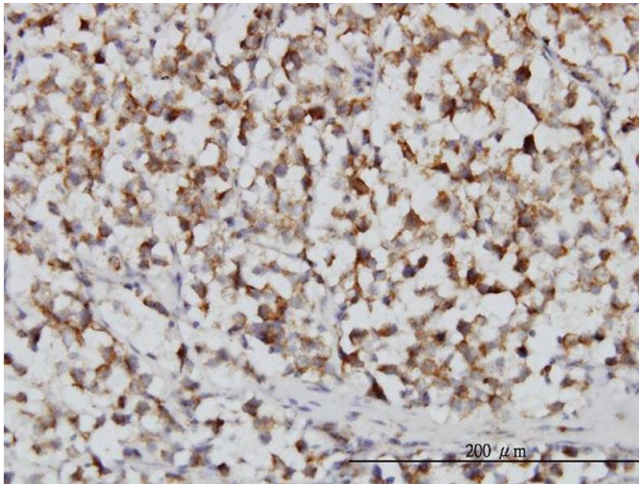
---

Application Notes:	Optimal working dilution should be determined by the investigator.
Restrictions:	For Research Use only

## Handling


---

Buffer:	In 1x PBS, pH 7.4
Handling Advice:	Aliquot to avoid repeated freezing and thawing.
Storage:	-20 °C
Storage Comment:	Store at -20°C or lower. Aliquot to avoid repeated freezing and thawing.



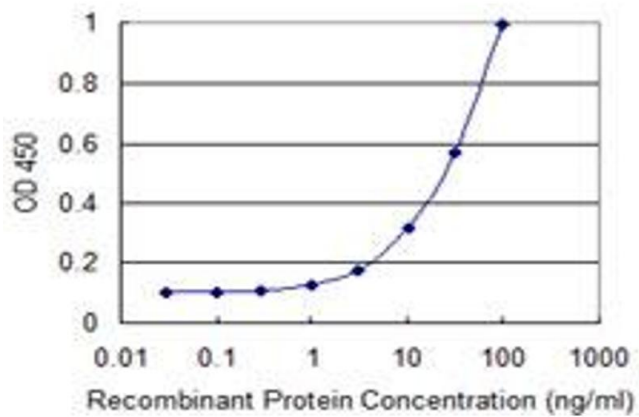
### Immunostaining

**Image 1.** Immunoperoxidase of monoclonal antibody to FH on formalin-fixed paraffin-embedded human seminoma. [antibody concentration 3 ug/ml]



### Western Blotting

**Image 2.** FH monoclonal antibody (M09), clone 3E7 Western Blot analysis of FH expression in HeLa .



### ELISA

**Image 3.** Detection limit for recombinant GST tagged FH is 0.3 ng/ml as a capture antibody.

Please check the [product details page](#) for more images. Overall 4 images are available for ABIN560888.