



Datasheet for ABIN560998
anti-GART antibody (AA 1-433)



[Go to Product page](#)

6 Images

5 Publications

Overview

Quantity:	100 µg
Target:	GART
Binding Specificity:	AA 1-433
Reactivity:	Human
Host:	Mouse
Clonality:	Monoclonal
Conjugate:	This GART antibody is un-conjugated
Application:	Western Blotting (WB), Immunofluorescence (IF), ELISA, Immunohistochemistry (Paraffin-embedded Sections) (IHC (p)), Immunoprecipitation (IP)

Product Details

Purpose:	Mouse monoclonal antibody raised against a full length recombinant GART.
Immunogen:	GART (AAH38958.1, 1 a.a. ~ 433 a.a) full-length recombinant protein with GST tag. MW of the GST tag alone is 26 KDa.
Sequence:	MAARVLIIGS GGREHTLAWK LAQSHHVQV LVAPGNAGTA CSEKISNTAI SISDHTALAQ FCCKEKIEFV VVGPEAPLAA GIVGNLRSAG VQCFGPTAEA AQLESSKRFA KEFMDRHGIP TAQWKAFTKP EEACSFILSA DFPALVVKAS GLAAGKGVIV AKSKEEACKA VQEIMQEKAF GAAGETIVIE ELLDGEEVSC LCFTDGKTVA PMPPAQDHKR LLEGDGGPNT GGMGAYCPAP QVSNLLLLKI KDTVLRQRTVD GMQQEGTPYT GILYAGIMLT KNGPKVLEFN CRFGDPECQV ILPLLKSDLY EVIQSTLDGL LCTSLPVWLE NHTALTVVMA SKGYPGDYTK GVEITGFPEA QALGLEVFHA GTALKNGKVV THGGRVLAVT AIRENLISAL EEAKKGLAAI KFEGAIYRKD VGFRAIAFLQ QPR

Product Details

Clone:	4D6-1D5
Isotype:	IgG1
Cross-Reactivity:	Human
Characteristics:	Antibody Reactive Against Recombinant Protein.

Target Details

Target:	GART
Alternative Name:	GART (GART Products)
Background:	Full Gene Name: phosphoribosylglycinamide formyltransferase, phosphoribosylglycinamide synthetase, phosphoribosylaminoimidazole synthetase Synonyms: AIRS,GARS,GARTF,MGC47764,PAIS,PGFT,PRGS
Gene ID:	2618

Application Details

Application Notes:	Optimal working dilution should be determined by the investigator.
Restrictions:	For Research Use only

Handling

Buffer:	In 1x PBS, pH 7.4
Handling Advice:	Aliquot to avoid repeated freezing and thawing.
Storage:	-20 °C
Storage Comment:	Store at -20°C or lower. Aliquot to avoid repeated freezing and thawing.

Publications

Product cited in:	Baresova, Krijt, Skopova, Souckova, Kmoch, Zikanova: "CRISPR-Cas9 induced mutations along de novo purine synthesis in HeLa cells result in accumulation of individual enzyme substrates and affect purinosome formation." in: Molecular genetics and metabolism , Vol. 119, Issue 3, pp. 270-277, (2016) (PubMed).
	Genovese, Gualandi, Taddia, Marverti, Pirondi, Marraccini, Perco, Pelà, Guerrini, Amoroso, Esposito, Martello, Ponterini, DArca, Costi: "Mass spectrometric/bioinformatic identification of a

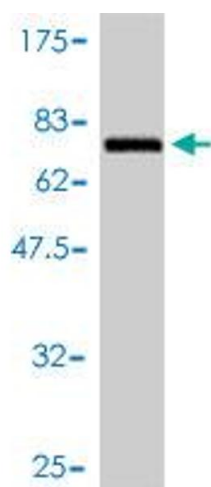
protein subset that characterizes the cellular activity of anticancer peptides." in: **Journal of proteome research**, Vol. 13, Issue 11, pp. 5250-61, (2014) ([PubMed](#)).

Banerjee, Ghosh, Chatterjee, Sinha, Nandagopal: "No Evidence for Mutations that Deregulate GARS-AIRS-GART Protein Levels in Children with Down Syndrome." in: **Indian journal of clinical biochemistry : IJCB**, Vol. 27, Issue 1, pp. 46-51, (2013) ([PubMed](#)).

Noelker, Schwake, Balzer-Geldsetzer, Bacher, Popp, Schlegel, Eggert, Oertel, Klockgether, Dodel: "Differentially expressed gene profile in the 6-hydroxy-dopamine-induced cell culture model of Parkinson's disease." in: **Neuroscience letters**, Vol. 507, Issue 1, pp. 10-5, (2012) ([PubMed](#)).

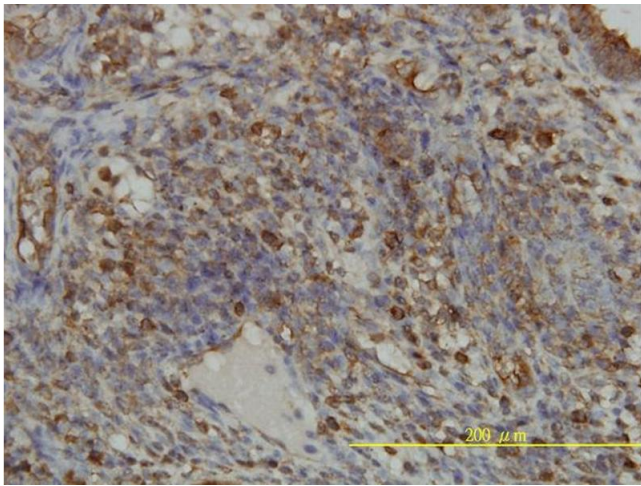
Field, Anguera, Page, Stover: "5,10-Methenyltetrahydrofolate synthetase activity is increased in tumors and modifies the efficacy of antipurine LY309887." in: **Archives of biochemistry and biophysics**, Vol. 481, Issue 2, pp. 145-50, (2009) ([PubMed](#)).

Images



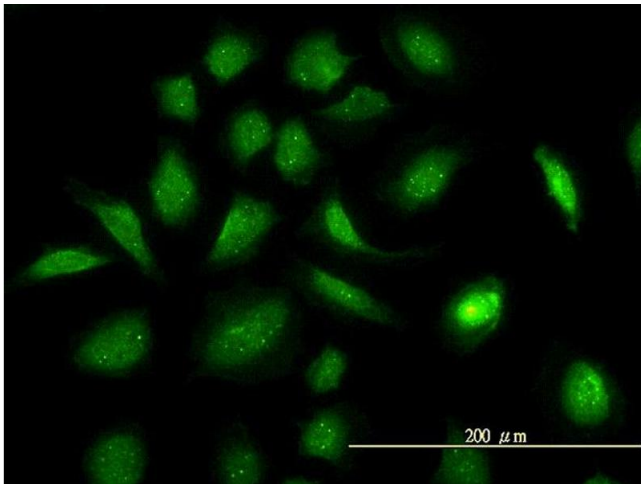
Western Blotting

Image 1. Western Blot detection against Immunogen (73.37 kDa) .



Immunostaining

Image 2. Immunoperoxidase of monoclonal antibody to GART on formalin-fixed paraffin-embedded human endometrium tissue. [antibody concentration 2 ug/ml]



Immunofluorescence

Image 3. Immunofluorescence of monoclonal antibody to GART on HeLa cell. [antibody concentration 10 ug/ml]

Please check the [product details page](#) for more images. Overall 6 images are available for ABIN560998.