



[Go to Product page](#)

Datasheet for ABIN561004
anti-GATA2 antibody (AA 1-102)

5 Images

Overview

Quantity:	50 µg
Target:	GATA2
Binding Specificity:	AA 1-102
Reactivity:	Human
Host:	Mouse
Clonality:	Monoclonal
Conjugate:	This GATA2 antibody is un-conjugated
Application:	Western Blotting (WB), ELISA, Immunofluorescence (IF)

Product Details

Purpose:	Mouse monoclonal antibody raised against a partial recombinant GATA2.
Immunogen:	GATA2 (AAH18988, 1 a.a. ~ 102 a.a) partial recombinant protein with GST tag. MW of the GST tag alone is 26 KDa.
Sequence:	MEVAPEQPRW MAHPAVLNAQ HPDSSHHPGLA HNYMEPAQLL PPDEVDFVFN HLDSQGNPYY ANPAHARARV SYSPAHARLT GGQMCRPHLL HSPGLPWLDG GK
Clone:	2F12
Isotype:	IgG
Cross-Reactivity:	Human
Characteristics:	Antibody Reactive Against Recombinant Protein.

Target Details

Target:	GATA2
Alternative Name:	GATA2 (GATA2 Products)
Background:	Full Gene Name: GATA binding protein 2 Synonyms: MGC2306,NFE1B
Gene ID:	2624
Pathways:	Stem Cell Maintenance

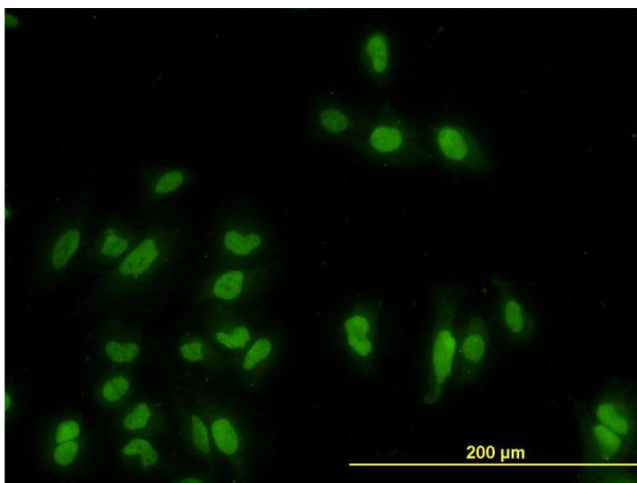
Application Details

Application Notes:	Optimal working dilution should be determined by the investigator.
Restrictions:	For Research Use only

Handling

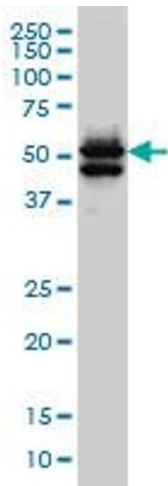
Buffer:	In 1x PBS, pH 7.4
Handling Advice:	Aliquot to avoid repeated freezing and thawing.
Storage:	-20 °C
Storage Comment:	Store at -20°C or lower. Aliquot to avoid repeated freezing and thawing.

Images



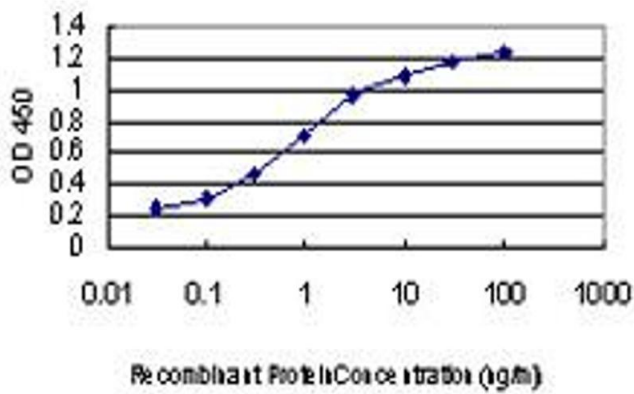
Immunofluorescence

Image 1. Immunofluorescence of monoclonal antibody to GATA2 on HeLa cell. [antibody concentration 10 ug/ml]



Western Blotting

Image 2. GATA2 monoclonal antibody (M03), clone 2F12 Western Blot analysis of GATA2 expression in HeLa S3 NE .



ELISA

Image 3. Detection limit for recombinant GST tagged GATA2 is approximately 0.03ng/ml as a capture antibody.

Please check the [product details page](#) for more images. Overall 5 images are available for ABIN561004.