

Datasheet for ABIN561112
anti-GRK6 antibody (AA 71-170)

5 Images

[Go to Product page](#)

Overview

Quantity:	100 µg
Target:	GRK6
Binding Specificity:	AA 71-170
Reactivity:	Human
Host:	Mouse
Clonality:	Monoclonal
Conjugate:	This GRK6 antibody is un-conjugated
Application:	Western Blotting (WB), ELISA

Product Details

Purpose:	Mouse monoclonal antibody raised against a partial recombinant GRK6.
Immunogen:	GRK6 (AAH17272, 71 a.a. ~ 170 a.a) partial recombinant protein with GST tag. MW of the GST tag alone is 26 KDa.
Sequence:	CATRPELSRC VAFLDGVAEY EVTPDDKRKA CGRQLTQNFL SHTGPDLIPE VPRQLVTNCT QRLEQGPKCKD LFQELTRLTH EYLSVAPFAD YLDSIYFNRF
Clone:	2G1
Isotype:	IgG1
Cross-Reactivity:	Human, Mouse, Rat
Characteristics:	Antibody Reactive Against Recombinant Protein.

Target Details

Target:	GRK6
Alternative Name:	GRK6 (GRK6 Products)
Background:	Full Gene Name: G protein-coupled receptor kinase 6 Synonyms: FLJ32135,GPRK6
Gene ID:	2870
Pathways:	Myometrial Relaxation and Contraction , Regulation of G-Protein Coupled Receptor Protein Signaling , CXCR4-mediated Signaling Events , Negative Regulation of Transporter Activity


Application Details

Application Notes:	Optimal working dilution should be determined by the investigator.
Restrictions:	For Research Use only

Handling

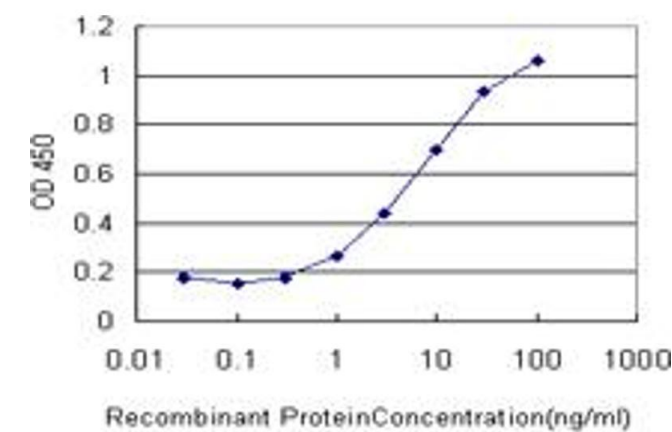
Buffer:	In 1x PBS, pH 7.4
Handling Advice:	Aliquot to avoid repeated freezing and thawing.
Storage:	-20 °C
Storage Comment:	Store at -20°C or lower. Aliquot to avoid repeated freezing and thawing.

Images



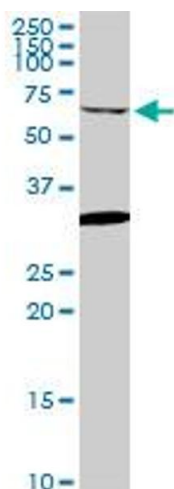
Western Blotting

Image 1. GRK6 monoclonal antibody (M06), clone 2G1
Western Blot analysis of GRK6 expression in Jurkat .



ELISA

Image 2. Detection limit for recombinant GST tagged GRK6 is approximately 1 ng/ml as a capture antibody.



Western Blotting

Image 3. GRK6 monoclonal antibody (M06), clone 2G1. Western Blot analysis of GRK6 expression in PC-12.

Please check the [product details page](#) for more images. Overall 5 images are available for ABIN561112.