

Datasheet for ABIN5611216
anti-CIRBP antibody (AA 1-90)

5 Images

[Go to Product page](#)

Overview

Quantity:	0.1 mg
Target:	CIRBP
Binding Specificity:	AA 1-90
Reactivity:	Human
Host:	Mouse
Clonality:	Monoclonal
Application:	Western Blotting (WB), Immunohistochemistry (IHC), ELISA, Immunocytochemistry (ICC), Flow Cytometry (FACS), Neutralization (Neut)

Product Details

Immunogen:	Purified recombinant fragment of human CIRBP (AA: 1-90) expressed in E. coli.
Clone:	6E12D5
Isotype:	IgG1
Purification:	purified

Target Details

Target:	CIRBP
Alternative Name:	CIRBP (CIRBP Products)
Background:	Description: CIRBP (Cold Inducible RNA Binding Protein) is a Protein Coding gene. Diseases associated with CIRBP include Cryptorchidism. Among its related pathways are Neuroscience and Translational Control. GO annotations related to this gene include nucleic acid binding and

Target Details

	nucleotide binding. An important paralog of this gene is RBMX. Aliases: CIRP
Molecular Weight:	18.6 kDa
Gene ID:	1153
HGNC:	1153
Pathways:	Ribonucleoprotein Complex Subunit Organization

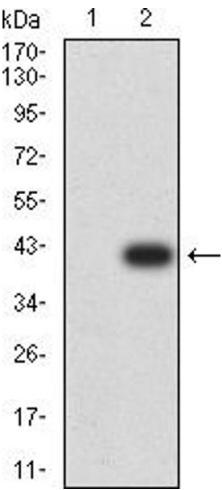
Application Details

Application Notes:	ELISA: 1:10000, WB: 1:500 - 1:2000, ICC: N/A, FCM: N/A, IHC: 1:200 - 1:1000
Restrictions:	For Research Use only

Handling

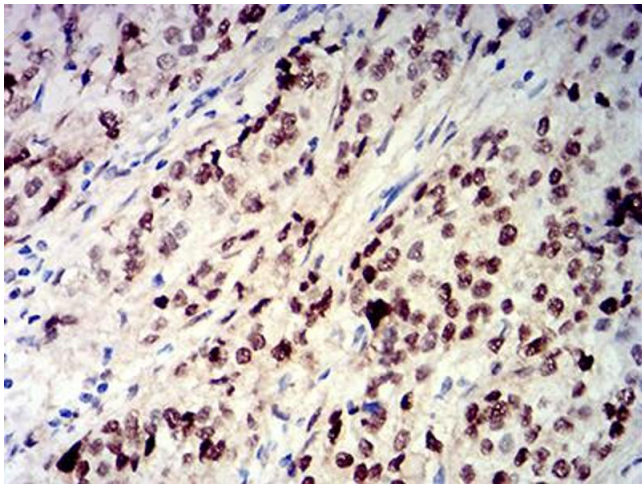
Format:	Liquid
Buffer:	Purified antibody in PBS with 0.05 % sodium azide
Preservative:	Sodium azide
Precaution of Use:	This product contains Sodium azide: a POISONOUS AND HAZARDOUS SUBSTANCE which should be handled by trained staff only.
Storage:	4 °C/-20 °C
Storage Comment:	4°C, -20°C for long term storage

Images



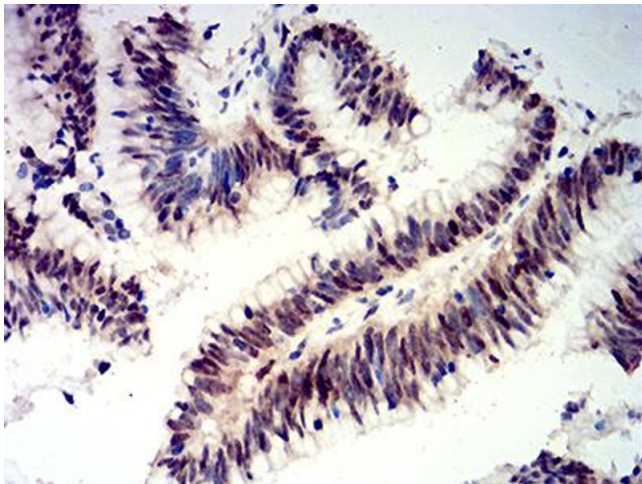
Western Blotting

Image 1. Western blot analysis using CIRBP mAb against HEK293 (1) and CIRBP (AA: 1-90)-hIgGFc transfected HEK293 (2) cell lysate.



Immunohistochemistry

Image 2. Immunohistochemical analysis of paraffin-embedded bladder cancer tissues using CIRBP mouse mAb with DAB staining.



Immunohistochemistry

Image 3. Immunohistochemical analysis of paraffin-embedded colon cancer tissues using CIRBP mouse mAb with DAB staining.

Please check the [product details page](#) for more images. Overall 5 images are available for ABIN5611216.