

Datasheet for ABIN561313

## anti-HNRNPA2B1 antibody (AA 1-249)



[Go to Product page](#)

4 Images

1 Publication

### Overview

Quantity:	100 µg
Target:	HNRNPA2B1
Binding Specificity:	AA 1-249
Reactivity:	Human
Host:	Mouse
Clonality:	Monoclonal
Conjugate:	This HNRNPA2B1 antibody is un-conjugated
Application:	Western Blotting (WB), ELISA, Immunofluorescence (IF)

### Product Details

Purpose:	Mouse monoclonal antibody raised against a full length recombinant HNRPA2B1.
Immunogen:	HNRPA2B1 (AAH00506, 1 a.a. ~ 249 a.a) full-length recombinant protein with GST tag. MW of the GST tag alone is 26 KDa.
Sequence:	MEREKEQFRK LFIGGLSFET TEESLRNYE QWGKLTDCVV MRDPASKRSR GFGFVTFSSM AEVDAAMAAR PHSIDGRWE PKRAVAREES GKPGAHVTVK KLFVGGIKED TEEHHLRDYF EEYGKIDTIE IITDRQSGKK RGFGEVTFDD HDPVDKIVLQ KYHTINGHNA EVRKALSRQE MQEDLEVAIL EVAPVMEEEE EDMVVEDLDM ATRVGATEVV MTTMEEEEIME VEITMILEII TSNLLTTVQ
Clone:	1G12-6C5
Isotype:	IgG1
Cross-Reactivity:	Human

## Product Details

---

Characteristics: Antibody Reactive Against Recombinant Protein.

## Target Details

---

Target: HNRNPA2B1

Alternative Name: HNRNPA2B1 ([HNRNPA2B1 Products](#))

Background: Full Gene Name: heterogeneous nuclear ribonucleoprotein A2/B1  
Synonyms:  
DKFZp779B0244,FLJ22720,HNRNPA2,HNRNPB1,HNRPA2,HNRPA2B1,HNRPB1,RNPA2,SNRPB1

Gene ID: 3181

## Application Details

---

Application Notes: Optimal working dilution should be determined by the investigator.

Restrictions: For Research Use only

## Handling

---

Buffer: In 1x PBS, pH 7.4

Handling Advice: Aliquot to avoid repeated freezing and thawing.

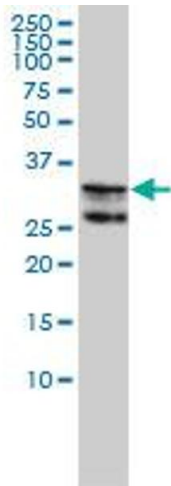
Storage: -20 °C

Storage Comment: Store at -20°C or lower. Aliquot to avoid repeated freezing and thawing.

## Publications

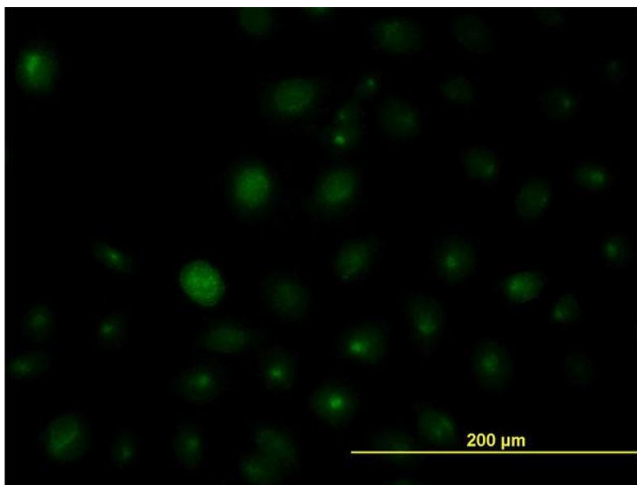
---

Product cited in: McDonald, Aulas, Destroismaisons, Pickles, Beleac, Camu, Rouleau, Vande Velde: "TAR DNA-binding protein 43 (TDP-43) regulates stress granule dynamics via differential regulation of G3BP and TIA-1." in: **Human molecular genetics**, Vol. 20, Issue 7, pp. 1400-10, (2011) ([PubMed](#)).



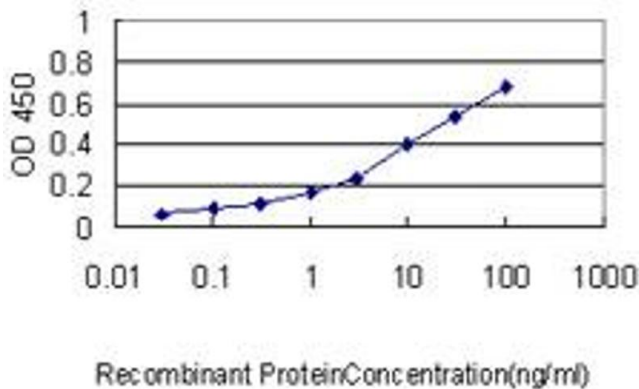
### Western Blotting

**Image 1.** HNRPA2B1 monoclonal antibody (M01), clone 1G12-6C5 Western Blot analysis of HNRPA2B1 expression in K-562 .



### Immunofluorescence

**Image 2.** Immunofluorescence of monoclonal antibody to HNRPA2B1 on HeLa cell. [antibody concentration 20 ug/ml]



### ELISA

**Image 3.** Detection limit for recombinant GST tagged HNRPA2B1 is approximately 0.3ng/ml as a capture antibody.

Please check the [product details page](#) for more images. Overall 4 images are available for ABIN561313.