



[Go to Product page](#)

Datasheet for ABIN561344

anti-HOXC13 antibody (AA 132-231)

3 Images

2 Publications

Overview

Quantity:	100 µg
Target:	HOXC13
Binding Specificity:	AA 132-231
Reactivity:	Human
Host:	Mouse
Clonality:	Monoclonal
Conjugate:	This HOXC13 antibody is un-conjugated
Application:	Western Blotting (WB), ELISA

Product Details

Purpose:	Mouse monoclonal antibody raised against a partial recombinant HOXC13.
Immunogen:	HOXC13 (NP_059106, 132 a.a. ~ 231 a.a) partial recombinant protein with GST tag. MW of the GST tag alone is 26 KDa.
Sequence:	CRLSHNVNLQ QKPCAYHPGD KYPEPSGALP GDDLSSRAKE FAFYPSFASS YQAMPGYLDV SVVPGISGHP EPRHDALIPV EGYQHWALSN GWDSQVYCSK
Clone:	10D4
Isotype:	IgG1
Cross-Reactivity:	Human
Characteristics:	Antibody Reactive Against Recombinant Protein.

Target Details

Target:	HOXC13
Alternative Name:	HOXC13 (HOXC13 Products)
Background:	Full Gene Name: homeobox C13 Synonyms: HOX3,HOX3G
Gene ID:	3229
NCBI Accession:	NM_017410

Application Details

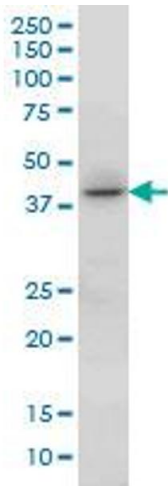
Application Notes:	Optimal working dilution should be determined by the investigator.
Restrictions:	For Research Use only

Handling

Buffer:	In 1x PBS, pH 7.4
Handling Advice:	Aliquot to avoid repeated freezing and thawing.
Storage:	-20 °C
Storage Comment:	Store at -20°C or lower. Aliquot to avoid repeated freezing and thawing.

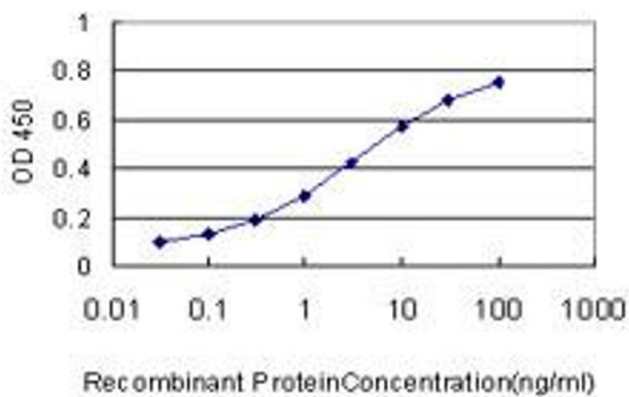
Publications

Product cited in:	<p>Mill, Lee, Fukata, Tsutsumi, Fukata, Keighren, Porter, McKie, Smyth, Jackson: "Palmitoylation regulates epidermal homeostasis and hair follicle differentiation." in: PLoS genetics, Vol. 5, Issue 11, pp. e1000748, (2009) (PubMed).</p> <p>Hwang, Mehrani, Millar, Morasso: "Dlx3 is a crucial regulator of hair follicle differentiation and cycling." in: Development (Cambridge, England), Vol. 135, Issue 18, pp. 3149-59, (2008) (PubMed).</p>
-------------------	--



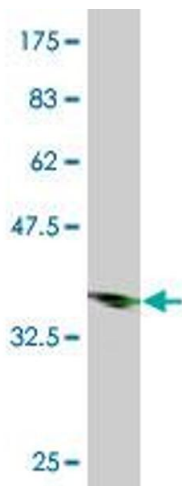
Western Blotting

Image 1. HOXC13 monoclonal antibody (M01), clone 10D4
Western Blot analysis of HOXC13 expression in A-549 .



ELISA

Image 2. Detection limit for recombinant GST tagged
HOXC13 is approximately 0.1ng/ml as a capture antibody.



Western Blotting

Image 3. Western Blot detection against Immunogen (36.74
kDa) .