



[Go to Product page](#)

Datasheet for ABIN561358
anti-HOXD11 antibody (AA 1-76)

6 Images

Overview

Quantity:	100 µg
Target:	HOXD11
Binding Specificity:	AA 1-76
Reactivity:	Human
Host:	Mouse
Clonality:	Monoclonal
Conjugate:	This HOXD11 antibody is un-conjugated
Application:	Western Blotting (WB), ELISA, Immunohistochemistry (Paraffin-embedded Sections) (IHC (p))

Product Details

Purpose:	Mouse monoclonal antibody raised against a partial recombinant HOXD11.
Immunogen:	HOXD11 (NP_067015, 1 a.a. ~ 76 a.a) partial recombinant protein with GST tag. MW of the GST tag alone is 26 KDa.
Sequence:	MNDFDECGQS AASMYLPGCA YYVAPSFAS KPSFLSQPSS CQMTFPYSSN LAPHVQPVRE VAFRDYGLER AKWPYR
Clone:	6C8
Isotype:	IgG2a
Cross-Reactivity:	Human
Characteristics:	Antibody Reactive Against Recombinant Protein.

Target Details

Target:	HOXD11
Alternative Name:	HOXD11 (HOXD11 Products)
Background:	Full Gene Name: homeobox D11 Synonyms: HOX4,HOX4F
Gene ID:	3237
NCBI Accession:	NM_021192

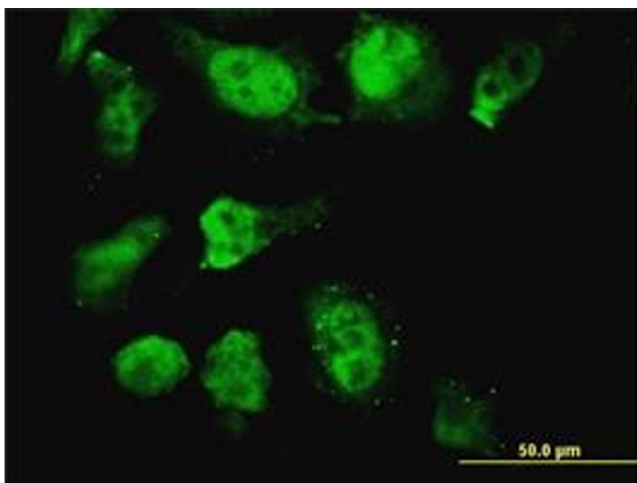
Application Details

Application Notes:	Optimal working dilution should be determined by the investigator.
Restrictions:	For Research Use only

Handling

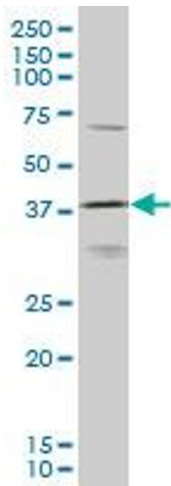
Buffer:	In 1x PBS, pH 7.4
Handling Advice:	Aliquot to avoid repeated freezing and thawing.
Storage:	-20 °C
Storage Comment:	Store at -20°C or lower. Aliquot to avoid repeated freezing and thawing.

Images



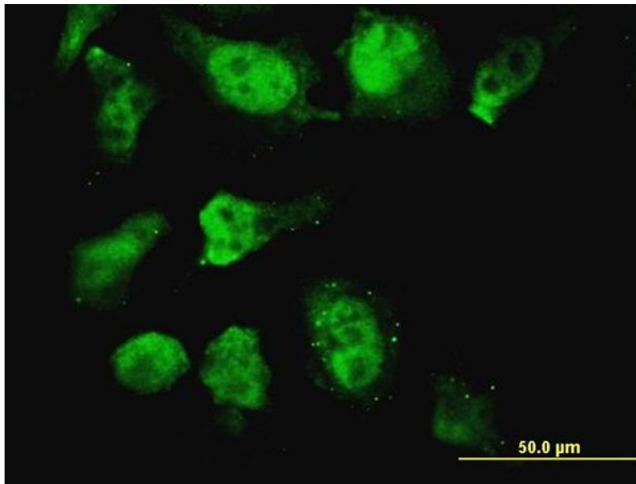
Immunofluorescence

Image 1. Immunofluorescence of monoclonal antibody to HOXD11 on HeLa cell. (antibody concentration 10 µg/mL)



Western Blotting

Image 2. HOXD11 monoclonal antibody (M10), clone 6C8 Western Blot analysis of HOXD11 expression in K-562 .



Immunofluorescence

Image 3. Immunofluorescence of monoclonal antibody to HOXD11 on HeLa cell. [antibody concentration 10 ug/ml]

Please check the [product details page](#) for more images. Overall 6 images are available for ABIN561358.