



[Go to Product page](#)

Datasheet for ABIN561540  
**anti-ITGA2 antibody (AA 30-119)**

4 Images

1 Publication

### Overview

Quantity:	100 µg
Target:	ITGA2
Binding Specificity:	AA 30-119
Reactivity:	Human
Host:	Mouse
Clonality:	Monoclonal
Conjugate:	This ITGA2 antibody is un-conjugated
Application:	Western Blotting (WB), ELISA, Immunofluorescence (IF)

### Product Details

Purpose:	Mouse monoclonal antibody raised against a partial recombinant ITGA2.
Immunogen:	ITGA2 (NP_002194.2, 30 a.a. ~ 119 a.a) partial recombinant protein with GST tag. MW of the GST tag alone is 26 KDa.
Sequence:	YNVGLPEAKI FSGPSSEQFG YAVQQFINPK GNWLLVGSPW SGFPENRMGD VYKCPVDLST ATCEKLNLT STSIPNVTEM KTNMSLGLIL
Clone:	2B6
Isotype:	IgG1
Cross-Reactivity:	Human
Characteristics:	Antibody Reactive Against Recombinant Protein.

## Target Details

---

Target:	ITGA2
Alternative Name:	ITGA2 ( <a href="#">ITGA2 Products</a> )
Background:	Full Gene Name: integrin, alpha 2 (CD49B, alpha 2 subunit of VLA-2 receptor) Synonyms: BR,CD49B,GPIa,VLA-2,VLAA2
Gene ID:	3673
NCBI Accession:	<a href="#">NM_002203</a>
Pathways:	<a href="#">CXCR4-mediated Signaling Events</a> , <a href="#">Smooth Muscle Cell Migration</a> , <a href="#">Integrin Complex</a>

## Application Details

---

Application Notes:	Optimal working dilution should be determined by the investigator.
Restrictions:	For Research Use only

## Handling

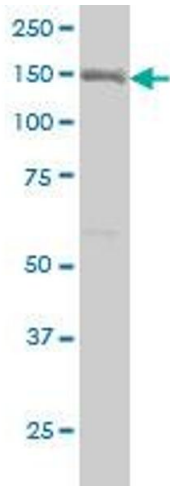
---

Buffer:	In 1x PBS, pH 7.4
Handling Advice:	Aliquot to avoid repeated freezing and thawing.
Storage:	-20 °C
Storage Comment:	Store at -20°C or lower. Aliquot to avoid repeated freezing and thawing.

## Publications

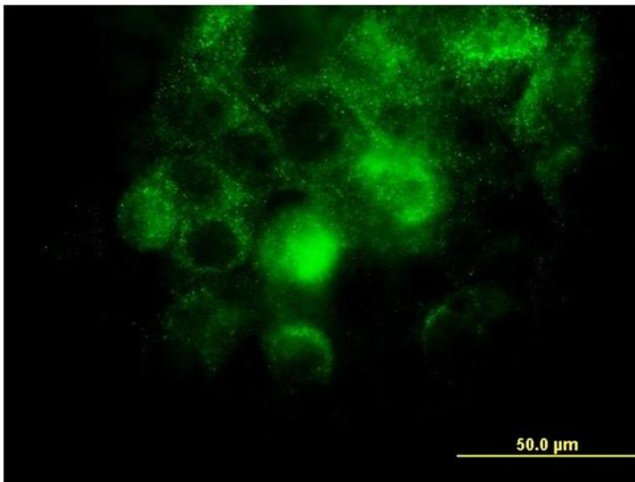
---

Product cited in:	Haglund, Tillgren, Addis, Wenglén, Recklies, Heinegård: "Identification and characterization of the integrin alpha2beta1 binding motif in chondroadherin mediating cell attachment." in: <b>The Journal of biological chemistry</b> , Vol. 286, Issue 5, pp. 3925-34, (2011) ( <a href="#">PubMed</a> ).
-------------------	--



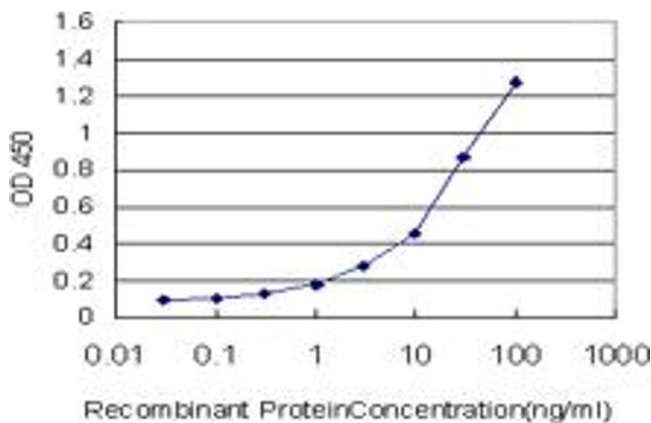
### Western Blotting

**Image 1.** ITGA2 monoclonal antibody (M01), clone 2B6 Western Blot analysis of ITGA2 expression in A-431 .



### Immunofluorescence

**Image 2.** Immunofluorescence of monoclonal antibody to ITGA2 on A-431 cell. [antibody concentration 10 ug/ml]



### ELISA

**Image 3.** Detection limit for recombinant GST tagged ITGA2 is approximately 0.3ng/ml as a capture antibody.

Please check the [product details page](#) for more images. Overall 4 images are available for ABIN561540.