



[Go to Product page](#)

Datasheet for ABIN561720
anti-SMAD3 antibody (AA 1-110)

6 Images

Overview

Quantity:	100 µg
Target:	SMAD3
Binding Specificity:	AA 1-110
Reactivity:	Human
Host:	Mouse
Clonality:	Monoclonal
Conjugate:	This SMAD3 antibody is un-conjugated
Application:	Western Blotting (WB), ELISA, Immunofluorescence (IF)

Product Details

Purpose:	Mouse monoclonal antibody raised against a partial recombinant SMAD3.
Immunogen:	SMAD3 (NP_005893, 1 a.a. ~ 110 a.a) partial recombinant protein with GST tag. MW of the GST tag alone is 26 KDa.
Sequence:	MSSILPFTPP IVKRLLGWKK GEQNGQEEKW CEKAVKSLVK KLKKTGQLDE LEKAITTQNV NTKCITIPRS LDGRLQVSHR KGLPHVIYCR LWRWPDLSH HELRAMELCE
Clone:	1C11
Isotype:	IgG2a
Cross-Reactivity:	Human
Characteristics:	Antibody Reactive Against Recombinant Protein.

Target Details

Target:	SMAD3
Alternative Name:	SMAD3 (SMAD3 Products)
Background:	Full Gene Name: SMAD family member 3 Synonyms: DKFZp586N0721,DKFZp686J10186,HSPC193,HsT17436,JV15-2,MADH3,MGC60396
Gene ID:	4088
NCBI Accession:	NM_005902
Pathways:	Cell Division Cycle , Chromatin Binding , Cell-Cell Junction Organization , Positive Regulation of Endopeptidase Activity , Autophagy

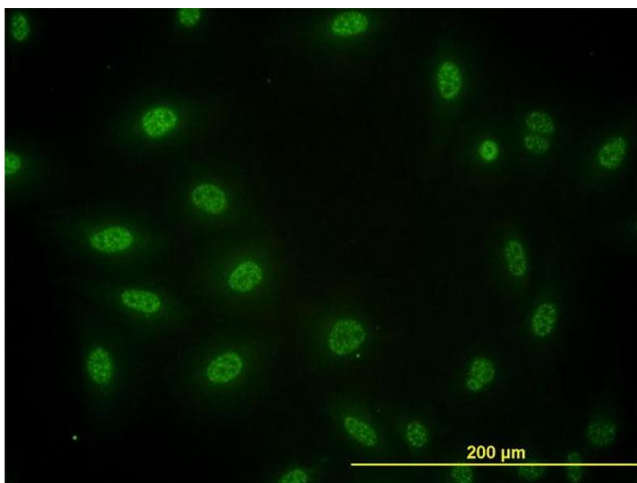
Application Details

Application Notes:	Optimal working dilution should be determined by the investigator.
Restrictions:	For Research Use only

Handling


Buffer:	In 1x PBS, pH 7.4
Handling Advice:	Aliquot to avoid repeated freezing and thawing.
Storage:	-20 °C
Storage Comment:	Store at -20°C or lower. Aliquot to avoid repeated freezing and thawing.

Images




Immunofluorescence

Image 1. Immunofluorescence of monoclonal antibody to SMAD3 on HeLa cell. [antibody concentration 10 ug/ml]



Western Blotting

Image 2. SMAD3 monoclonal antibody (M09), clone 1C11
Western Blot analysis of SMAD3 expression in HeLa S3 NE .



Western Blotting

Image 3. SMAD3 monoclonal antibody (M09), clone 1C11.
Western Blot analysis of SMAD3 expression in Jurkat .

Please check the [product details page](#) for more images. Overall 6 images are available for ABIN561720.