



[Go to Product page](#)

Datasheet for ABIN562132
anti-PCMT1 antibody (AA 117-225)

5 Images

Overview

Quantity:	100 µg
Target:	PCMT1
Binding Specificity:	AA 117-225
Reactivity:	Human
Host:	Mouse
Clonality:	Monoclonal
Conjugate:	This PCMT1 antibody is un-conjugated
Application:	Western Blotting (WB), ELISA

Product Details

Purpose:	Mouse monoclonal antibody raised against a partial recombinant PCMT1.
Immunogen:	PCMT1 (NP_005380, 117 a.a. ~ 225 a.a) partial recombinant protein with GST tag. MW of the GST tag alone is 26 KDa.
Sequence:	DDSVNNVRKD DPTLLSSGRV QLVVGDGRMG YAEAPYDAI HVGAAAPVVP QALIDQLKPG GRLILPVGPA GGNQMLEQYD KLQDGSIKMK PLMGVIYVPL TDKEKQWSR
Clone:	1D6
Isotype:	IgG1
Cross-Reactivity:	Human, Mouse, Rat
Characteristics:	Antibody Reactive Against Recombinant Protein.

Target Details

Target:	PCMT1
Alternative Name:	PCMT1 (PCMT1 Products)
Background:	Full Gene Name: protein-L-isoaspartate (D-aspartate) O-methyltransferase Synonyms:
Gene ID:	5110
NCBI Accession:	NM_005389
Pathways:	Ribonucleoprotein Complex Subunit Organization

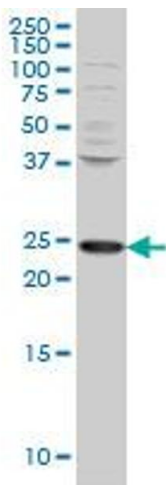
Application Details

Application Notes:	Optimal working dilution should be determined by the investigator.
Restrictions:	For Research Use only

Handling

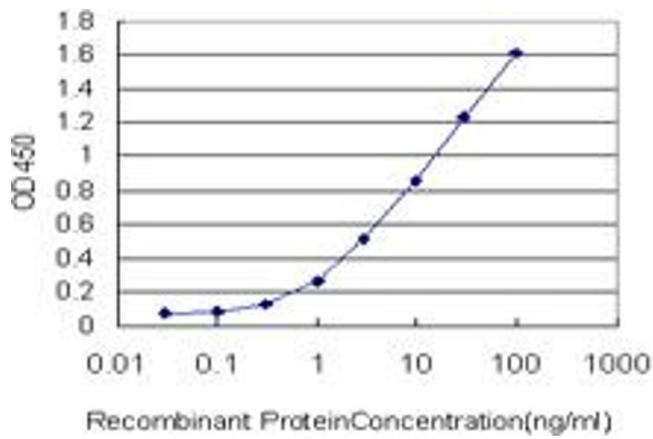
Buffer:	In 1x PBS, pH 7.4
Handling Advice:	Aliquot to avoid repeated freezing and thawing.
Storage:	-20 °C
Storage Comment:	Store at -20°C or lower. Aliquot to avoid repeated freezing and thawing.

Images



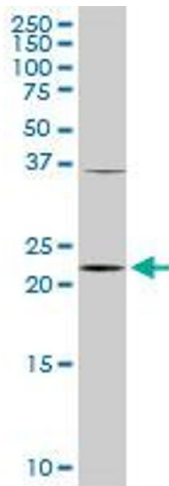
Western Blotting

Image 1. PCMT1 monoclonal antibody (M02), clone 1D6
Western Blot analysis of PCMT1 expression in HeLa .



ELISA

Image 2. Detection limit for recombinant GST tagged PCMT1 is approximately 0.1ng/ml as a capture antibody.



Western Blotting

Image 3. PCMT1 monoclonal antibody (M02), clone 1D6. Western Blot analysis of PCMT1 expression in NIH/3T3 .

Please check the [product details page](#) for more images. Overall 5 images are available for ABIN562132.