

Datasheet for ABIN562143
anti-PDE2A antibody (AA 850-940)



[Go to Product page](#)

3 Images

Overview

Quantity:	100 µg
Target:	PDE2A
Binding Specificity:	AA 850-940
Reactivity:	Human
Host:	Mouse
Clonality:	Monoclonal
Conjugate:	This PDE2A antibody is un-conjugated
Application:	Western Blotting (WB), ELISA

Product Details

Purpose:	Mouse monoclonal antibody raised against a partial recombinant PDE2A.
Immunogen:	PDE2A (NP_002590, 850 a.a. ~ 940 a.a) partial recombinant protein with GST tag. MW of the GST tag alone is 26 KDa.
Sequence:	REKAYIPELQ ISFMEHIAMP IYKLLQDLFP KAAELYERVA SNREHWTKVS HKFTIRGLPS NNSLDFLDEE YEVPDLGTR APINGCCSLD A
Clone:	4F4
Isotype:	IgG2a
Cross-Reactivity:	Human
Characteristics:	Antibody Reactive Against Recombinant Protein.

Target Details

Target:	PDE2A
Alternative Name:	PDE2A (PDE2A Products)
Background:	Full Gene Name: phosphodiesterase 2A, cGMP-stimulated Synonyms: PDE2A1, PED2A4
Gene ID:	5138
NCBI Accession:	NM_002599
Pathways:	cAMP Metabolic Process , Synaptic Membrane

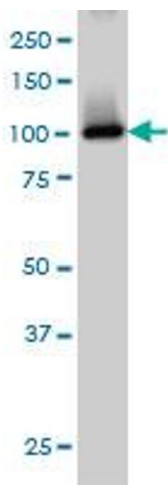
Application Details

Application Notes:	Optimal working dilution should be determined by the investigator.
Restrictions:	For Research Use only

Handling

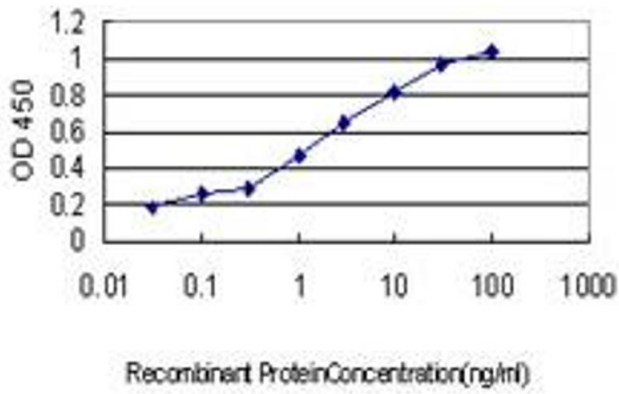
Buffer:	In 1x PBS, pH 7.4
Handling Advice:	Aliquot to avoid repeated freezing and thawing.
Storage:	-20 °C
Storage Comment:	Store at -20°C or lower. Aliquot to avoid repeated freezing and thawing.

Images



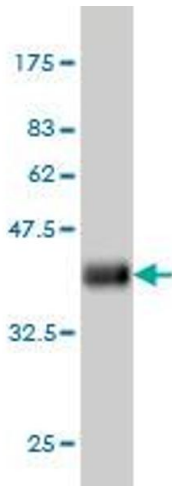
Western Blotting

Image 1. PDE2A monoclonal antibody (M01), clone 4F4
Western Blot analysis of PDE2A expression in IMR-32 .



ELISA

Image 2. Detection limit for recombinant GST tagged PDE2A is approximately 0.03ng/ml as a capture antibody.



Western Blotting

Image 3. Western Blot detection against Immunogen (35.75 kDa).