

Datasheet for ABIN562289
anti-PML antibody (AA 411-510)

6 Images

[Go to Product page](#)

Overview

Quantity:	100 µg
Target:	PML
Binding Specificity:	AA 411-510
Reactivity:	Human
Host:	Mouse
Clonality:	Monoclonal
Conjugate:	This PML antibody is un-conjugated
Application:	Western Blotting (WB), Immunofluorescence (IF), ELISA, Proximity Ligation Assay (PLA)

Product Details

Purpose:	Mouse monoclonal antibody raised against a partial recombinant PML.
Immunogen:	PML (AAH00080, 411 a.a. ~ 510 a.a) partial recombinant protein with GST tag. MW of the GST tag alone is 26 KDa.
Sequence:	RDPIDVDLDV SNTTTAQKRK CSQTQCPRKV IKMESEEGKE ARLARSSPEQ PRPSTSKAVS PPHLDGPPSP RSPVIGSEVF LPNSNHVASG AGEAEERVVV
Clone:	1D12
Isotype:	IgG2a
Cross-Reactivity:	Human, Rat
Characteristics:	Antibody Reactive Against Recombinant Protein.

Target Details

Target:	PML
Alternative Name:	PML (PML Products)
Background:	Full Gene Name: promyelocytic leukemia Synonyms: MYL,PP8675,RNF71,TRIM19
Gene ID:	5371
Pathways:	p53 Signaling , Retinoic Acid Receptor Signaling Pathway , Maintenance of Protein Location , Positive Regulation of Endopeptidase Activity , Protein targeting to Nucleus

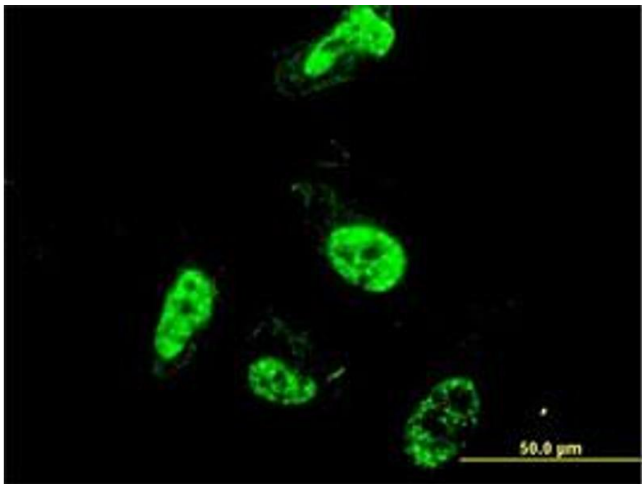
Application Details

Application Notes:	Optimal working dilution should be determined by the investigator.
Restrictions:	For Research Use only

Handling


Buffer:	In 1x PBS, pH 7.4
Handling Advice:	Aliquot to avoid repeated freezing and thawing.
Storage:	-20 °C
Storage Comment:	Store at -20°C or lower. Aliquot to avoid repeated freezing and thawing.

Images



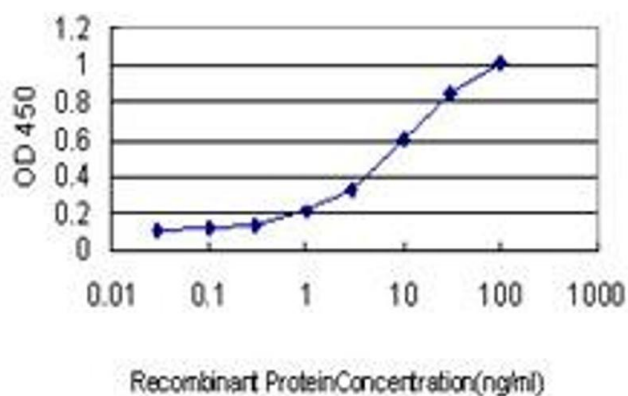
Immunofluorescence

Image 1. Immunofluorescence of monoclonal antibody to PML on HeLa cell. (antibody concentration 10 µg/mL)



Western Blotting

Image 2. PML monoclonal antibody (M02), clone 1D12 Western Blot analysis of PML expression in Hela S3 NE .



ELISA

Image 3. Detection limit for recombinant GST tagged PML is approximately 0.3ng/ml as a capture antibody.

Please check the [product details page](#) for more images. Overall 6 images are available for ABIN562289.