



[Go to Product page](#)

Datasheet for ABIN562327

anti-POU6F1 antibody (AA 193-301)

5 Images

Overview

Quantity:	100 µg
Target:	POU6F1
Binding Specificity:	AA 193-301
Reactivity:	Human
Host:	Mouse
Clonality:	Monoclonal
Conjugate:	This POU6F1 antibody is un-conjugated
Application:	Western Blotting (WB), ELISA, RNA Interference (RNAi)

Product Details

Purpose:	Mouse monoclonal antibody raised against a partial recombinant POU6F1.
Immunogen:	POU6F1 (NP_002693, 193 a.a. ~ 301 a.a) partial recombinant protein with GST tag. MW of the GST tag alone is 26 KDa.
Sequence:	ITPKSAQKLK PVLEKWLNEA ELRNQEGQQN LMEFVGGEPS KKRKRRTSFT PQAIEALNAY FEKNPLPTGQ EITEIAKELN YDREVVVRVWF CNRRQTLKNT SKLNVFQIP
Clone:	6H1
Isotype:	IgG2a
Cross-Reactivity:	Human
Characteristics:	Antibody Reactive Against Recombinant Protein.

Target Details

Target:	POU6F1
Alternative Name:	POU6F1 (POU6F1 Products)
Background:	Full Gene Name: POU class 6 homeobox 1 Synonyms: BRN5,MPOU,TCFB1
Gene ID:	5463
NCBI Accession:	NM_002702

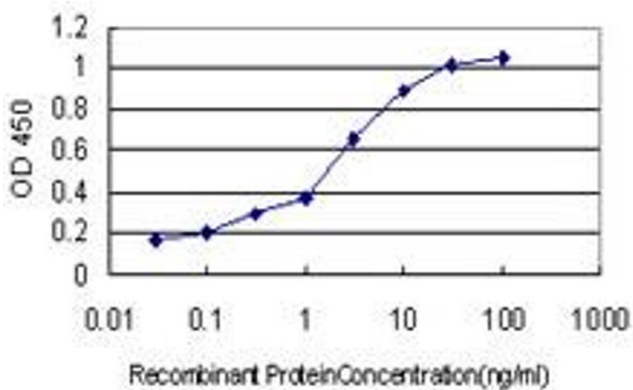
Application Details

Application Notes:	Optimal working dilution should be determined by the investigator.
Restrictions:	For Research Use only

Handling

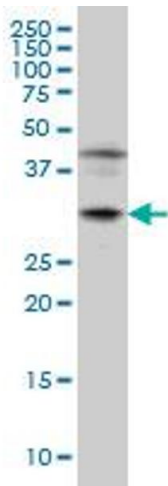
Buffer:	In 1x PBS, pH 7.4
Handling Advice:	Aliquot to avoid repeated freezing and thawing.
Storage:	-20 °C
Storage Comment:	Store at -20°C or lower. Aliquot to avoid repeated freezing and thawing.

Images



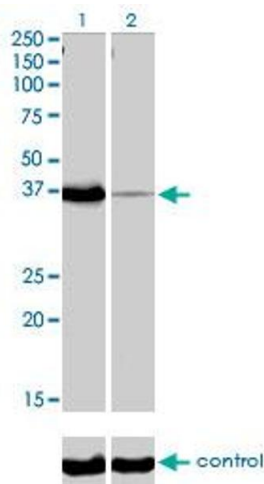
ELISA

Image 1. Detection limit for recombinant GST tagged POU6F1 is approximately 0.03ng/ml as a capture antibody.



Western Blotting

Image 2. POU6F1 monoclonal antibody (M01), clone 6H1 Western Blot analysis of POU6F1 expression in Jurkat .



Western Blotting

Image 3. Western blot analysis of POU6F1 over-expressed 293 cell line, cotransfected with POU6F1 Validated Chimera RNAi (Lane 2) or non-transfected control (Lane 1). Blot probed with POU6F1 monoclonal antibody (M01), clone 6H1. GAPDH (36.1 kDa) used as specificity and loading control.

Please check the [product details page](#) for more images. Overall 5 images are available for ABIN562327.