



[Go to Product page](#)

Datasheet for ABIN562363
anti-PRKAB1 antibody (AA 1-270)

4 Images

Overview

Quantity:	100 µg
Target:	PRKAB1
Binding Specificity:	AA 1-270
Reactivity:	Human
Host:	Mouse
Clonality:	Monoclonal
Conjugate:	This PRKAB1 antibody is un-conjugated
Application:	Western Blotting (WB), ELISA, Immunofluorescence (IF)

Product Details

Purpose:	Mouse monoclonal antibody raised against a full length recombinant PRKAB1.
Immunogen:	PRKAB1 (AAH01007, 1 a.a. ~ 270 a.a) full-length recombinant protein with GST tag. MW of the GST tag alone is 26 KDa.
Sequence:	MGNTSSERAA LERHGGHKTP RRDSSGGTKD GDRPKILMDS PEDADLFHSE EIKAPEKEEF LAWQHDLEVN DKAPAQARPT VFRWTGGGKE VYLSGSFNNW SKLPLTRSHN NFVAILDLPE GEHQYKFFVD GQWTHDPSEP IVTSQLGTVN NIIQVKKTD F E VFDALMVDS QKCSDVSELS SSPPGPYHQE PYVCKPEERF RAPPILP PHL LQVILNKDTG ISCDPALLPE PNHVMLNHLY ALSIKDGVMV LSATHRYKKK YVTLLYKPI
Clone:	2C3
Isotype:	IgG2a
Cross-Reactivity:	Human

Product Details

Characteristics: Antibody Reactive Against Recombinant Protein.

Target Details

Target: PRKAB1

Alternative Name: PRKAB1 ([PRKAB1 Products](#))

Background: Full Gene Name: protein kinase, AMP-activated, beta 1 non-catalytic subunit
Synonyms: AMPK,HAMPKb,MGC17785

Gene ID: 5564

Pathways: [AMPK Signaling, Warburg Effect](#)

Application Details

Application Notes: Optimal working dilution should be determined by the investigator.

Restrictions: For Research Use only

Handling

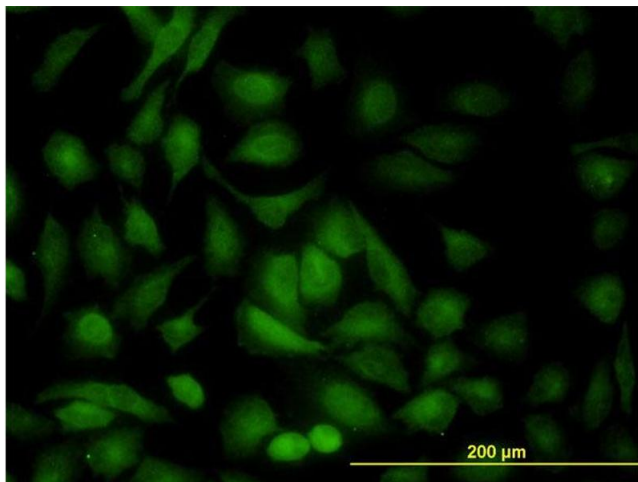
Buffer: In 1x PBS, pH 7.4

Handling Advice: Aliquot to avoid repeated freezing and thawing.

Storage: -20 °C

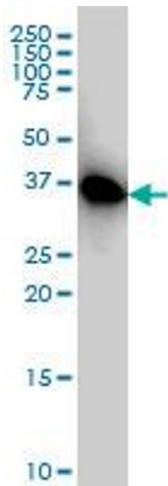
Storage Comment: Store at -20°C or lower. Aliquot to avoid repeated freezing and thawing.

Images



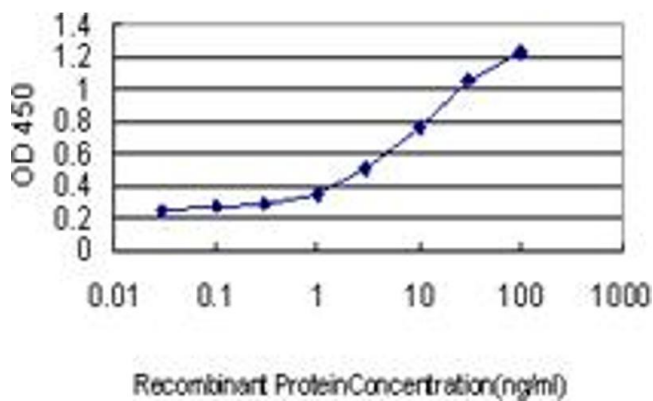
Immunofluorescence

Image 1. Immunofluorescence of monoclonal antibody to PRKAB1 on HeLa cell. [antibody concentration 10 ug/ml]



Western Blotting

Image 2. PRKAB1 monoclonal antibody (M02), clone 2C3 Western Blot analysis of PRKAB1 expression in HeLa .



ELISA

Image 3. Detection limit for recombinant GST tagged PRKAB1 is approximately 0.1ng/ml as a capture antibody.

Please check the [product details page](#) for more images. Overall 4 images are available for ABIN562363.