

Datasheet for ABIN562502
anti-PTBP1 antibody (AA 45-144)

7 Images

[Go to Product page](#)

Overview

Quantity:	100 µg
Target:	PTBP1
Binding Specificity:	AA 45-144
Reactivity:	Human
Host:	Mouse
Clonality:	Monoclonal
Conjugate:	This PTBP1 antibody is un-conjugated
Application:	Western Blotting (WB), ELISA, Immunofluorescence (IF), Immunohistochemistry (Paraffin-embedded Sections) (IHC (p)), Immunoprecipitation (IP)

Product Details

Purpose:	Mouse monoclonal antibody raised against a partial recombinant PTBP1.
Immunogen:	PTBP1 (NP_002810, 45 a.a. ~ 144 a.a) partial recombinant protein with GST tag. MW of the GST tag alone is 26 KDa.
Sequence:	KKFKGDSRSA GVPSRVIHIR KLPIDVTEGE VISLGLPFGK VTNLLMLKGK NQAFIEMNTE EAANTMVNYY TSVTPVLRGQ PIYIQFSNHK ELKTDSSPNQ
Clone:	3H8
Isotype:	IgG1
Cross-Reactivity:	Human
Characteristics:	Antibody Reactive Against Recombinant Protein.

Target Details

Target:	PTBP1
Alternative Name:	PTBP1 (PTBP1 Products)
Background:	Full Gene Name: polypyrimidine tract binding protein 1 Synonyms: HNRNP-I,HNRNP1,HNRPI,MGC10830,MGC8461,PTB,PTB-1,PTB-T,PTB2,PTB3,PTB4,pPTB
Gene ID:	5725
NCBI Accession:	NM_002819
Pathways:	Regulation of Muscle Cell Differentiation


Application Details

Application Notes:	Optimal working dilution should be determined by the investigator.
Restrictions:	For Research Use only

Handling

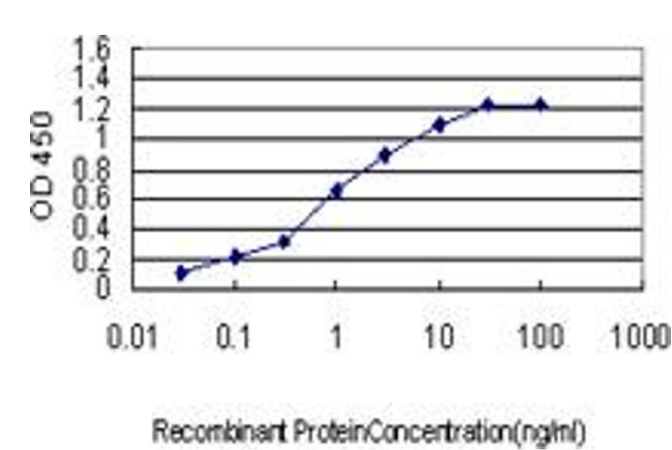
Buffer:	In 1x PBS, pH 7.4
Handling Advice:	Aliquot to avoid repeated freezing and thawing.
Storage:	-20 °C
Storage Comment:	Store at -20°C or lower. Aliquot to avoid repeated freezing and thawing.

Images



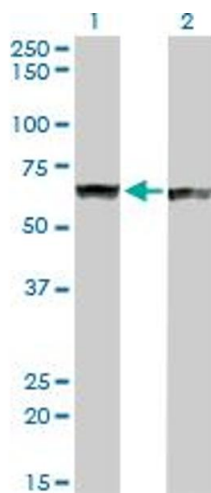
Western Blotting

Image 1. PTBP1 monoclonal antibody (M01), clone 3H8
Western Blot analysis of PTBP1 expression in A-431 .



ELISA

Image 2. Detection limit for recombinant GST tagged PTBP1 is approximately 0.1 ng/ml as a capture antibody.



Western Blotting

Image 3. Western Blot analysis of PTBP1 expression in transfected 293T cell line by PTBP1 monoclonal antibody (M01), clone 3H8.

Lane 1: PTBP1 transfected lysate (59.6 kDa).

Lane 2: Non-transfected lysate.

Please check the [product details page](#) for more images. Overall 7 images are available for ABIN562502.