



[Go to Product page](#)

Datasheet for ABIN562870

anti-SHMT1 antibody (AA 374-482)

7 Images

1 Publication

Overview

Quantity:	100 µg
Target:	SHMT1
Binding Specificity:	AA 374-482
Reactivity:	Human
Host:	Mouse
Clonality:	Monoclonal
Conjugate:	This SHMT1 antibody is un-conjugated
Application:	Western Blotting (WB), ELISA, Immunohistochemistry (Paraffin-embedded Sections) (IHC (p))

Product Details

Purpose:	Mouse monoclonal antibody raised against a partial recombinant SHMT1.
Immunogen:	SHMT1 (NP_004160, 374 a.a. ~ 482 a.a) partial recombinant protein with GST tag. MW of the GST tag alone is 26 KDa.
Sequence:	EKVLEACSLA CNKNTCPGDR SALRPSGLRL GTPALTSRGL LEKDFQKVAH FIHRGIELTL QIQSDTGVRA TLKEFKERLA GDKYQAAVQA LREEVESFAS LFPLPLGDPD
Clone:	4F9
Isotype:	IgG1
Cross-Reactivity:	Human
Characteristics:	Antibody Reactive Against Recombinant Protein.

Target Details

Target:	SHMT1
Alternative Name:	SHMT1 (SHMT1 Products)
Background:	Full Gene Name: serine hydroxymethyltransferase 1 (soluble) Synonyms: CSHMT,MGC15229,MGC24556,SHMT
Gene ID:	6470
NCBI Accession:	NM_004169

Application Details

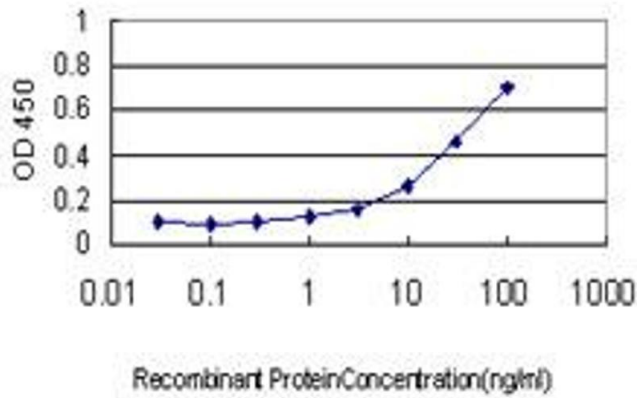
Application Notes:	Optimal working dilution should be determined by the investigator.
Restrictions:	For Research Use only

Handling

Buffer:	In 1x PBS, pH 7.4
Handling Advice:	Aliquot to avoid repeated freezing and thawing.
Storage:	-20 °C
Storage Comment:	Store at -20°C or lower. Aliquot to avoid repeated freezing and thawing.

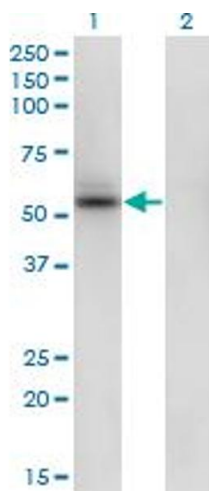
Publications

Product cited in:	Genovese, Gualandi, Taddia, Marverti, Pirondi, Marraccini, Perco, Pelà, Guerrini, Amoroso, Esposito, Martello, Ponterini, DArca, Costi: "Mass spectrometric/bioinformatic identification of a protein subset that characterizes the cellular activity of anticancer peptides." in: Journal of proteome research , Vol. 13, Issue 11, pp. 5250-61, (2014) (PubMed).
-------------------	---



ELISA

Image 1. Detection limit for recombinant GST tagged SHMT1 is approximately 1ng/ml as a capture antibody.

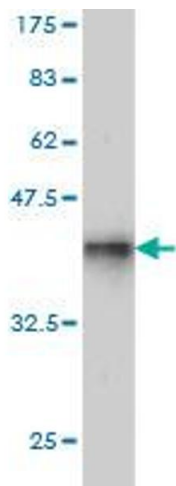


Western Blotting

Image 2. Western Blot analysis of SHMT1 expression in transfected 293T cell line by SHMT1 monoclonal antibody (M01), clone 4F9.

Lane 1: SHMT1 transfected lysate(53.1 KDa).

Lane 2: Non-transfected lysate.



Western Blotting

Image 3. Western Blot detection against Immunogen (37.73 KDa) .

Please check the [product details page](#) for more images. Overall 7 images are available for ABIN562870.