

Datasheet for ABIN563030  
**anti-STAT4 antibody (AA 1-748)**



[Go to Product page](#)

9 Images

Overview

Quantity:	100 µg
Target:	STAT4
Binding Specificity:	AA 1-748
Reactivity:	Human
Host:	Mouse
Clonality:	Monoclonal
Conjugate:	This STAT4 antibody is un-conjugated
Application:	Western Blotting (WB), ELISA, Immunoprecipitation (IP), Immunofluorescence (IF), Immunohistochemistry (Paraffin-embedded Sections) (IHC (p))

Product Details

Purpose:	Mouse monoclonal antibody raised against a full length recombinant STAT4.
Immunogen:	STAT4 (AAH31212, 1 a.a. ~ 748 a.a) full-length recombinant protein with GST tag. MW of the GST tag alone is 26 KDa.
Sequence:	MSQWNQVQQL EIKFLEQVDQ FYDDNFPMEI RHLLAQWIEN QDWEAASNNE TMATILLQNL LIQLDEQLGR VSKEKNLLLI HNLKRIRKVL QGKFHGNPMH VAVVISNCLR EERRILAAAN MPVQGPLEKS LQSSVSERQ RNVEHKVAAI KNSVQMTEQD TKYLEDLQDE FDYRYKTIQT MDQSDKNSAM VNQEVLTLE MLNSLDFKRK EALSKMTQII HETDLLMNTM LIEELQDWKR RQQIACIGGP LHNGLDQLQN CFTLLAESLF QLRRQLEKLE EQSTKMTYEG DPIPQRTHM LERVTFLIYN LFKNSFVVER QPCMPHPQR PLVLKTLIQF TVKLRLLIKL PELNYQVKVK ASIDKNVSTL SNRRFVLCGT NVKAMSIEES SNGSLSVEFR HLQPKEMKSS AGGKGNEGCH MVTEELHSIT FETQICLYGL TIDLETSSLP VVMISNVSQQL PNAWASIIWY NVSTNDSQNL

## Product Details

---

VFFNNPPPAT LSQLEVMWSW QFSSYVGRGL NSDQLHMLAE KLTVQSSYSYD GHLTWAKFCK  
EHLPGKSFTF WTWLEAILDL IKKHILPLWI DGYVMGFVSK EKERLLLKDK MPGTFLLRFS  
ESHLGGITFT WVDHSESEGEV RFHSVEPYNK GRLSALPFAD ILRDYKVIMA ENIPENPLKY  
LYPDIPKDKA FGKHYSSQPC EVSRPTERGD KGYVPSVFIP ISTIRSDSTE PHSPDLLPM  
SPSVYAVLRE NLSPTTIETA MKSPYSAE

Clone:	1C2-1C12
Isotype:	IgG1
Cross-Reactivity:	Human
Characteristics:	Antibody Reactive Against Recombinant Protein.

## Target Details

---

Target:	STAT4
Alternative Name:	STAT4 ( <a href="#">STAT4 Products</a> )
Background:	Full Gene Name: signal transducer and activator of transcription 4 Synonyms: SLEB11
Gene ID:	6775
Pathways:	<a href="#">JAK-STAT Signaling</a>

## Application Details

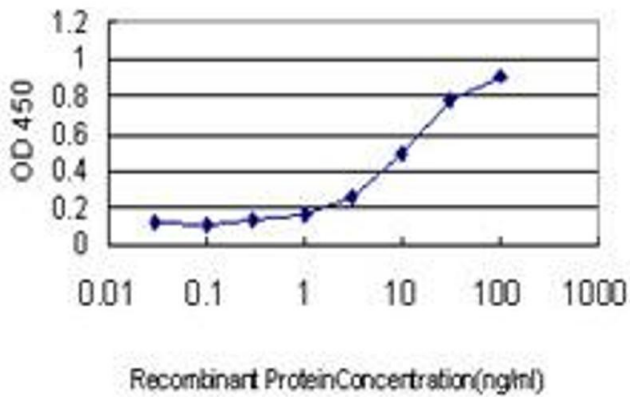
---

Application Notes:	Optimal working dilution should be determined by the investigator.
Restrictions:	For Research Use only

## Handling


---

Buffer:	In 1x PBS, pH 7.4
Handling Advice:	Aliquot to avoid repeated freezing and thawing.
Storage:	-20 °C
Storage Comment:	Store at -20°C or lower. Aliquot to avoid repeated freezing and thawing.




### ELISA

**Image 1.** Detection limit for recombinant GST tagged STAT4 is approximately 0.3ng/ml as a capture antibody.



### Immunoprecipitation

**Image 2.** Immunoprecipitation of STAT4 transfected lysate using anti-STAT4 monoclonal antibody and Protein A Magnetic Bead , and immunoblotted with STAT4 MaxPab rabbit polyclonal antibody.



### Western Blotting

**Image 3.** Western Blot analysis of STAT4 expression in transfected 293T cell line by STAT4 monoclonal antibody (M01), clone 1C2-1C12.

Lane 1: STAT4 transfected lysate(85.9 KDa).

Lane 2: Non-transfected lysate.

Please check the [product details page](#) for more images. Overall 9 images are available for ABIN563030.