

Datasheet for ABIN563033
anti-STAT5A antibody (AA 1-104)

5 Images

[Go to Product page](#)

Overview

Quantity:	100 µg
Target:	STAT5A
Binding Specificity:	AA 1-104
Reactivity:	Human
Host:	Mouse
Clonality:	Monoclonal
Conjugate:	This STAT5A antibody is un-conjugated
Application:	Western Blotting (WB), ELISA, Proximity Ligation Assay (PLA)

Product Details

Purpose:	Mouse monoclonal antibody raised against a partial recombinant STAT5A.
Immunogen:	STAT5A (AAH27036, 1 a.a. ~ 104 a.a) partial recombinant protein with GST tag. MW of the GST tag alone is 26 KDa.
Sequence:	MAGWIIQAQQL QGDALRQMQV LYGQHFPIEV RHYLAQWIES QPWDAIDLND PQDRAQATQL LEGLVQELQK KAEHQVGEDG FLLKIKLGHY ATQLQKTYDR CPLE
Clone:	1B12
Isotype:	IgG1
Cross-Reactivity:	Human
Characteristics:	Antibody Reactive Against Recombinant Protein.

Target Details

Target:	STAT5A
Alternative Name:	STAT5A (STAT5A Products)
Background:	Full Gene Name: signal transducer and activator of transcription 5A Synonyms: MGF,STAT5
Gene ID:	6776
Pathways:	JAK-STAT Signaling , RTK Signaling , Response to Growth Hormone Stimulus , C21-Steroid Hormone Metabolic Process , Regulation of Leukocyte Mediated Immunity , Positive Regulation of Immune Effector Process , CXCR4-mediated Signaling Events , Activated T Cell Proliferation


Application Details

Application Notes:	Optimal working dilution should be determined by the investigator.
Restrictions:	For Research Use only

Handling

Buffer:	In 1x PBS, pH 7.4
Handling Advice:	Aliquot to avoid repeated freezing and thawing.
Storage:	-20 °C
Storage Comment:	Store at -20°C or lower. Aliquot to avoid repeated freezing and thawing.

Images




Western Blotting

Image 1. Western Blot analysis of STAT5A expression in transfected 293T cell line by STAT5A monoclonal antibody (M02), clone 1B12.

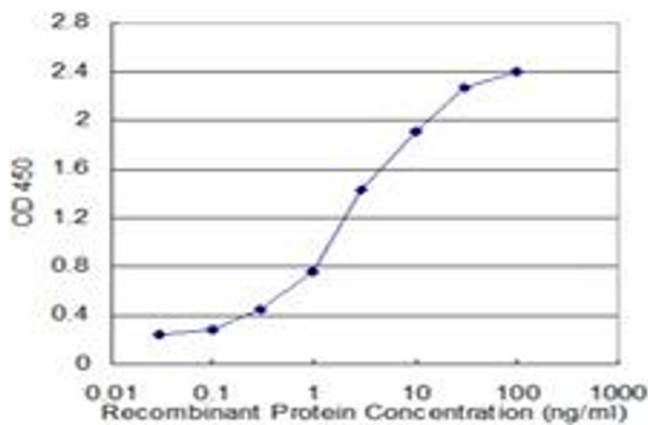
Lane 1: STAT5A transfected lysate (Predicted MW: 90.6 kDa).

Lane 2: Non-transfected lysate.



Western Blotting

Image 2. STAT5A monoclonal antibody (M02), clone 1B12 Western Blot analysis of STAT5A expression in k-562 .



ELISA

Image 3. Detection limit for recombinant GST tagged STAT5A is approximately 0.1ng/ml as a capture antibody.

Please check the [product details page](#) for more images. Overall 5 images are available for ABIN563033.