



[Go to Product page](#)

Datasheet for ABIN563038

## anti-STAT6 antibody (AA 694-801)

### 6 Images

#### Overview

Quantity:	100 µg
Target:	STAT6
Binding Specificity:	AA 694-801
Reactivity:	Human
Host:	Mouse
Clonality:	Monoclonal
Conjugate:	This STAT6 antibody is un-conjugated
Application:	Western Blotting (WB), ELISA, Immunohistochemistry (Paraffin-embedded Sections) (IHC (p)), Immunofluorescence (IF)

#### Product Details

Purpose:	Mouse monoclonal antibody raised against a partial recombinant STAT6.
Immunogen:	STAT6 (NP_003144, 694 a.a. ~ 801 a.a) partial recombinant protein with GST tag. MW of the GST tag alone is 26 KDa.
Sequence:	PPHSHSIPPY QGLSPEESVN VLSAFQEPHL QMPPSLGQMS LPFDQPHPQG LLPCQPQEHA VSSPDPLLCS DVTMVEDSCL SQPVTAFPQG TWIGEDIFPP LLPTEQD
Clone:	6C10
Isotype:	IgG2b
Cross-Reactivity:	Human
Characteristics:	Antibody Reactive Against Recombinant Protein.

## Target Details

Target:	STAT6
Alternative Name:	STAT6 ( <a href="#">STAT6 Products</a> )
Background:	Full Gene Name: signal transducer and activator of transcription 6, interleukin-4 induced Synonyms: D12S1644,IL-4-STAT,STAT6B,STAT6C
Gene ID:	6778
Pathways:	<a href="#">JAK-STAT Signaling</a> , <a href="#">Regulation of Leukocyte Mediated Immunity</a> , <a href="#">Positive Regulation of Immune Effector Process</a> , <a href="#">Production of Molecular Mediator of Immune Response</a>

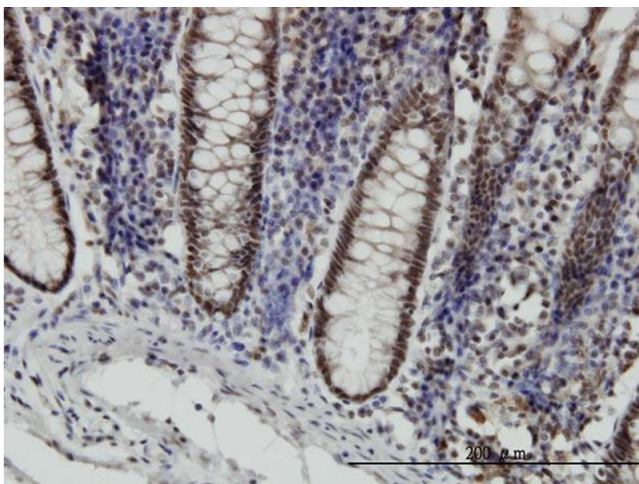
## Application Details

Application Notes:	Optimal working dilution should be determined by the investigator.
Restrictions:	For Research Use only

## Handling

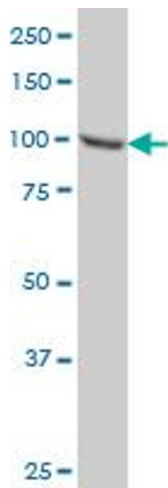
Buffer:	In 1x PBS, pH 7.4
Handling Advice:	Aliquot to avoid repeated freezing and thawing.
Storage:	-20 °C
Storage Comment:	Store at -20°C or lower. Aliquot to avoid repeated freezing and thawing.

## Images



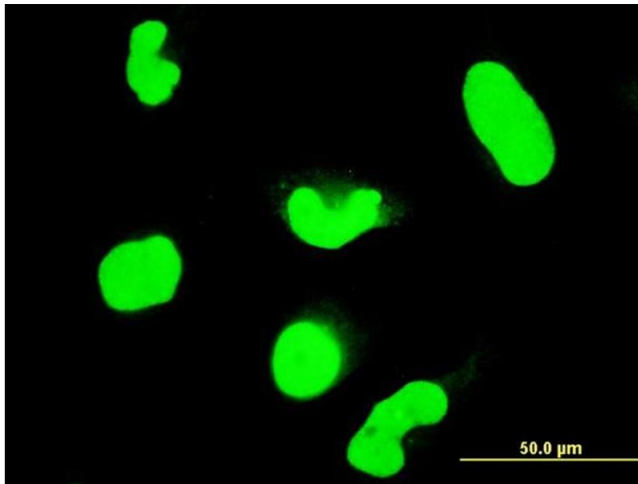
### Immunostaining

**Image 1.** Immunoperoxidase of monoclonal antibody to STAT6 on formalin-fixed paraffin-embedded human colon. [antibody concentration 3 ug/ml]



### Western Blotting

**Image 2.** STAT6 monoclonal antibody (M01), clone 6C10  
Western Blot analysis of STAT6 expression in HeLa .



### Immunofluorescence

**Image 3.** Immunofluorescence of monoclonal antibody to  
STAT6 on HeLa cell. [antibody concentration 10 ug/ml]

Please check the [product details page](#) for more images. Overall 6 images are available for ABIN563038.