



[Go to Product page](#)

Datasheet for ABIN563154
anti-TFAP2B antibody (AA 73-182)

4 Images

Overview

Quantity:	100 µg
Target:	TFAP2B
Binding Specificity:	AA 73-182
Reactivity:	Human
Host:	Mouse
Clonality:	Monoclonal
Conjugate:	This TFAP2B antibody is un-conjugated
Application:	Western Blotting (WB), ELISA, Immunofluorescence (IF)

Product Details

Purpose:	Mouse monoclonal antibody raised against a partial recombinant TFAP2B.
Immunogen:	TFAP2B (NP_003212, 73 a.a. ~ 182 a.a) partial recombinant protein with GST tag. MW of the GST tag alone is 26 KDa.
Sequence:	DPYSHVNDPY SLNPLHQPPQ HPWGQRQRQE VGSEAGSLLP QPRAALPQLS GLDPRRDYHS VRRPDVLLHS AHHGLDAGMG DSLSLHGLGH PGMEDVQSVE DANNSGMNLL
Clone:	2F6
Isotype:	IgG1
Cross-Reactivity:	Human
Characteristics:	Antibody Reactive Against Recombinant Protein.

Target Details

Target:	TFAP2B
Alternative Name:	TFAP2B (TFAP2B Products)
Background:	Full Gene Name: transcription factor AP-2 beta (activating enhancer binding protein 2 beta) Synonyms: AP-2B,AP2-B,MGC21381
Gene ID:	7021
NCBI Accession:	NM_003221
Pathways:	Carbohydrate Homeostasis , Synaptic Membrane

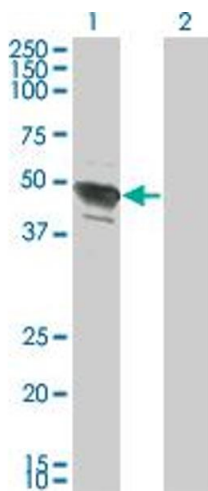
Application Details

Application Notes:	Optimal working dilution should be determined by the investigator.
Restrictions:	For Research Use only

Handling

Buffer:	In 1x PBS, pH 7.4
Handling Advice:	Aliquot to avoid repeated freezing and thawing.
Storage:	-20 °C
Storage Comment:	Store at -20°C or lower. Aliquot to avoid repeated freezing and thawing.

Images

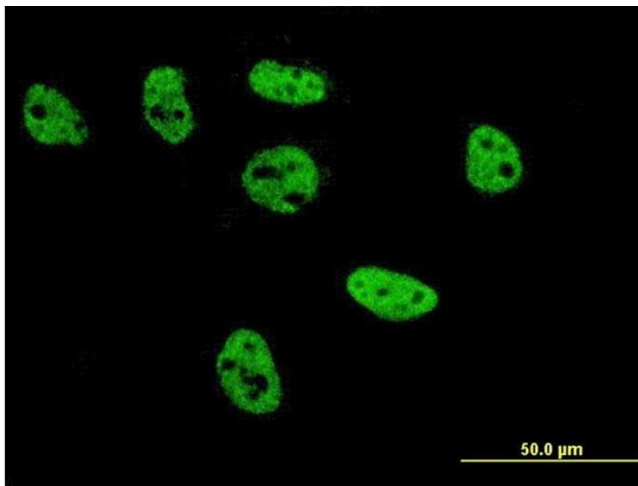


Western Blotting

Image 1. Western Blot analysis of TFAP2B expression in transfected 293T cell line by TFAP2B monoclonal antibody (M02), clone 2F6.

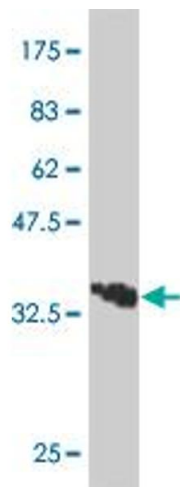
Lane 1: TFAP2B transfected lysate(50.474 KDa).

Lane 2: Non-transfected lysate.



Immunofluorescence

Image 2. Immunofluorescence of monoclonal antibody to TFAP2B on HeLa cell. [antibody concentration 10 ug/ml]



Western Blotting

Image 3. Western Blot detection against Immunogen (37.84 kDa).

Please check the [product details page](#) for more images. Overall 4 images are available for ABIN563154.