

Datasheet for ABIN563364
anti-VBP1 antibody (AA 1-197)[Go to Product page](#)

4 Images

Overview

Quantity:	100 µg
Target:	VBP1 (PFDN3)
Binding Specificity:	AA 1-197
Reactivity:	Human
Host:	Mouse
Clonality:	Monoclonal
Conjugate:	This VBP1 antibody is un-conjugated
Application:	Western Blotting (WB), ELISA, Immunohistochemistry (Paraffin-embedded Sections) (IHC (p))

Product Details

Purpose:	Mouse monoclonal antibody raised against a full length recombinant VBP1.
Immunogen:	VBP1 (AAH46094, 1 a.a. ~ 197 a.a) full-length recombinant protein with GST tag. MW of the GST tag alone is 26 KDa.
Sequence:	MAAVKDSCGK GEMATGNRR LHLGIPEAVF VEDVDSFMKQ PGNETADTVL KKLDEQYQKY KFMELNLAQK KRRLKGQIPE IKQTLEILKY MQKKKESTNS METRFLADN LYCKASVPPT DKVCLWLGAN VMLEYDIDEA QALLEKNLST ATKNLDSLEE DLDFLRDQFT TTEVNMARVY NWDVKRRNKD DSTKNKA
Clone:	3D11
Isotype:	IgG1
Cross-Reactivity:	Human

Product Details

Characteristics: Antibody Reactive Against Recombinant Protein.

Target Details

Target: VBP1 (PFDN3)

Alternative Name: VBP1 ([PFDN3 Products](#))

Background: Full Gene Name: von Hippel-Lindau binding protein 1
Synonyms: PFD3,PFDN3,VBP-1

Gene ID: 7411

Pathways: [Unfolded Protein Response](#)

Application Details

Application Notes: Optimal working dilution should be determined by the investigator.

Restrictions: For Research Use only

Handling

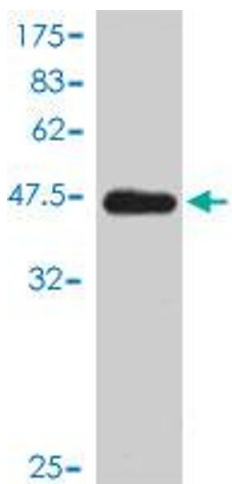
Buffer: In 1x PBS, pH 7.4

Handling Advice: Aliquot to avoid repeated freezing and thawing.

Storage: -20 °C

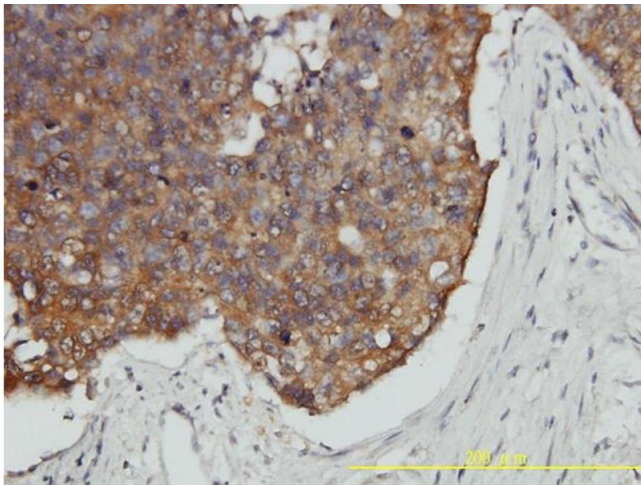
Storage Comment: Store at -20°C or lower. Aliquot to avoid repeated freezing and thawing.

Images



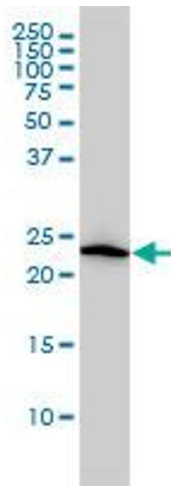
Western Blotting

Image 1. Western Blot detection against Immunogen (47.41 KDa) .



Immunostaining

Image 2. Immunoperoxidase of monoclonal antibody to VBP1 on formalin-fixed paraffin-embedded human breast cancer tissue. [antibody concentration 5 ug/ml]



Western Blotting

Image 3. VBP1 monoclonal antibody (M01), clone 3D11 Western Blot analysis of VBP1 expression in HL-60 .

Please check the [product details page](#) for more images. Overall 4 images are available for ABIN563364.