Datasheet for ABIN563542

anti-FXR1 antibody (AA 121-220)

4 Images

Go to Product page

Overview

Quantity:	100 µg
Target:	FXR1
Binding Specificity:	AA 121-220
Reactivity:	Human
Host:	Mouse
Clonality:	Monoclonal
Conjugate:	This FXR1 antibody is un-conjugated
Application:	Western Blotting (WB), ELISA, Immunohistochemistry (Paraffin-embedded Sections) (IHC (p))

Product Details

Purpose:	Mouse monoclonal antibody raised against a partial recombinant FXR1.
Immunogen:	FXR1 (AAH28983, 121 a.a. ~ 220 a.a) partial recombinant protein with GST tag. MW of the GST tag alone is 26 KDa.
Sequence:	VKKNTFFKCT VDVPEDLREA CANENAHKDF KKAVGACRIF YHPETTQLMI LSASEATVKR VNILSDMHLR SIRTKLMLMS RNEEATKHLE CTKQLAAAFH
Clone:	2G11
Isotype:	IgG1
Cross-Reactivity:	Human
Characteristics:	Antibody Reactive Against Recombinant Protein.

 Copyright antibodies-online. All rights reserved.

Target Details

Target:	FXR1
Alternative Name:	FXR1 (FXR1 Products)
Background:	Full Gene Name: fragile X mental retardation, autosomal homolog 1 Synonyms:
Gene ID:	8087

Application Details

Application Notes:	Optimal working dilution should be determined by the investigator.
Restrictions:	For Research Use only

Handling

Buffer:	In 1x PBS, pH 7.4
Handling Advice:	Aliquot to avoid repeated freezing and thawing.
Storage:	-20 °C
Storage Comment:	Store at -20°C or lower. Aliquot to avoid repeated freezing and thawing.

Images

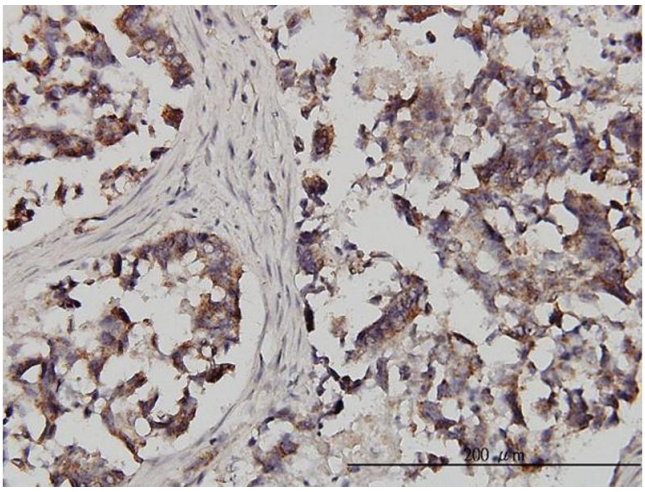

Immunostaining

Image 1. Immunoperoxidase of monoclonal antibody to FXR1 on formalin-fixed paraffin-embedded human colon adenocarcinoma. [antibody concentration 3 ug/ml]

Copyright antibodies-online. All rights reserved.



Western Blotting

Image 2. Western Blot analysis of FXR1 expression in transfected 293T cell line by FXR1 monoclonal antibody (M01), clone 2G11.

Lane 1: FXR1 transfected lysate(61 KDa).

Lane 2: Non-transfected lysate.

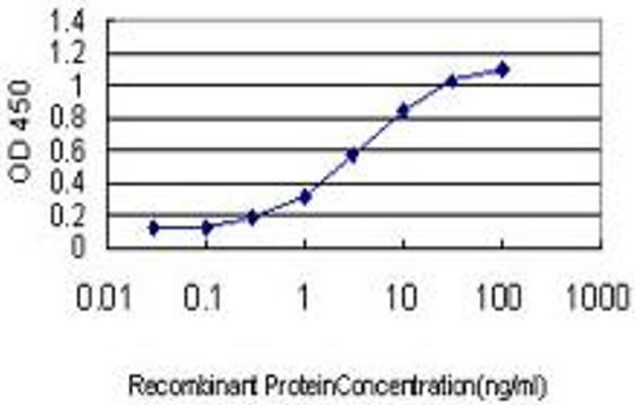

ELISA

Image 3. Detection limit for recombinant GST tagged FXR1 is approximately 0.3ng/ml as a capture antibody.

Please check the product details page for more images. Overall 4 images are available for ABIN563542.

 Copyright antibodies-online. All rights reserved.