

Datasheet for ABIN563731
anti-NUMB antibody (AA 1-135)

3 Images

[Go to Product page](#)

Overview

Quantity:	100 µg
Target:	NUMB
Binding Specificity:	AA 1-135
Reactivity:	Human
Host:	Mouse
Clonality:	Monoclonal
Conjugate:	This NUMB antibody is un-conjugated
Application:	Western Blotting (WB), ELISA

Product Details

Purpose:	Mouse monoclonal antibody raised against a full length recombinant NUMB.
Immunogen:	NUMB (AAH33824, 1 a.a. ~ 135 a.a) full-length recombinant protein with GST tag. MW of the GST tag alone is 26 KDa.
Sequence:	MPYPAPNPV VGITPSQMVA NVFGTAGHPQ AAHPHQSPSL VRQQTFFHYE ASSATTSPFF KPPAQHLNGS AAFNGVDDGR LASADRHTEV PTGTCPVDPF EAQWAALENK SKQRTNPSPT NPFSSDLQKT FEIEL
Clone:	4A7-A6
Isotype:	IgG1
Cross-Reactivity:	Human
Characteristics:	Antibody Reactive Against Recombinant Protein.

Target Details

Target:	NUMB
Alternative Name:	NUMB (NUMB Products)
Background:	Full Gene Name: numb homolog (Drosophila) Synonyms: S171
Gene ID:	8650
Pathways:	Cell-Cell Junction Organization


Application Details

Application Notes:	Optimal working dilution should be determined by the investigator.
Restrictions:	For Research Use only

Handling

Buffer:	In 1x PBS, pH 7.4
Handling Advice:	Aliquot to avoid repeated freezing and thawing.
Storage:	-20 °C
Storage Comment:	Store at -20°C or lower. Aliquot to avoid repeated freezing and thawing.

Images

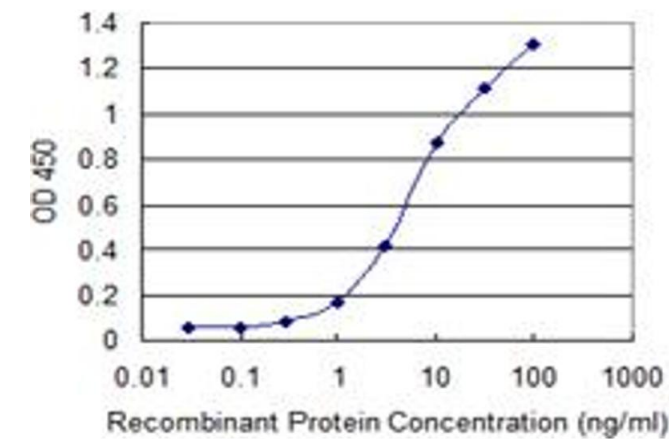


Western Blotting

Image 1. Western Blot analysis of NUMB expression in transfected 293T cell line by NUMB monoclonal antibody (M01), clone 4A7-A6.

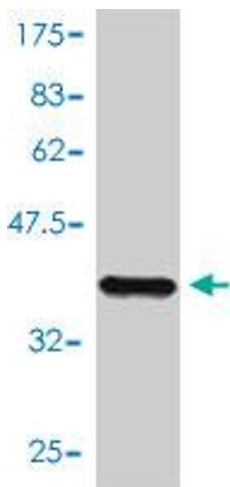
Lane 1: NUMB transfected lysate(14.5 KDa).

Lane 2: Non-transfected lysate.



ELISA

Image 2. Detection limit for recombinant GST tagged NUMB is 0.1 ng/ml as a capture antibody.



Western Blotting

Image 3. Western Blot detection against Immunogen (40.59 kDa) .