

Datasheet for ABIN563817
anti-CES2 antibody (AA 514-621)



[Go to Product page](#)

5 Images

2 Publications

Overview

Quantity:	100 µg
Target:	CES2
Binding Specificity:	AA 514-621
Reactivity:	Human
Host:	Mouse
Clonality:	Monoclonal
Conjugate:	This CES2 antibody is un-conjugated
Application:	Western Blotting (WB), ELISA, Immunohistochemistry (Paraffin-embedded Sections) (IHC (p))

Product Details

Purpose:	Mouse monoclonal antibody raised against a partial recombinant CES2.
Immunogen:	CES2 (NP_003860, 514 a.a. ~ 621 a.a) partial recombinant protein with GST tag. MW of the GST tag alone is 26 KDa.
Sequence:	PPHMKADHGD ELPFVFRSFF GGNYIKFTEE EEQLSRKMMK YWANFARNGN PNGEGLPHWP LFDQEEQYLQ LNLQPAVGRA LKAHRLQFWK KALPQKIQEL EEPEERHT
Clone:	4F12
Isotype:	IgG2b
Cross-Reactivity:	Human
Characteristics:	Antibody Reactive Against Recombinant Protein.

Target Details

Target:	CES2
Alternative Name:	CES2 (CES2 Products)
Background:	Full Gene Name: carboxylesterase 2 (intestine, liver) Synonyms: CE-2,CES2A1,PCE-2,iCE
Gene ID:	8824
NCBI Accession:	NM_003869

Application Details

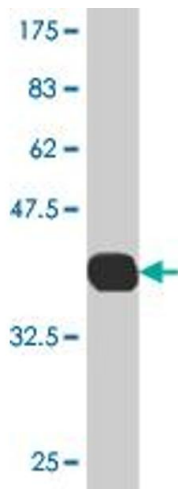
Application Notes:	Optimal working dilution should be determined by the investigator.
Restrictions:	For Research Use only

Handling

Buffer:	In 1x PBS, pH 7.4
Handling Advice:	Aliquot to avoid repeated freezing and thawing.
Storage:	-20 °C
Storage Comment:	Store at -20°C or lower. Aliquot to avoid repeated freezing and thawing.

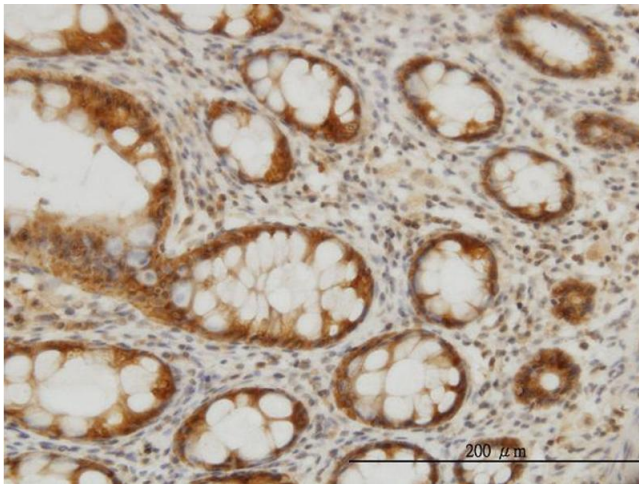
Publications

Product cited in:	<p>Pratt, Durland-Busbice, Shepard, Heinz-Taheny, Iversen, Dantzig: "Human carboxylesterase-2 hydrolyzes the prodrug of gemcitabine (LY2334737) and confers prodrug sensitivity to cancer cells." in: Clinical cancer research : an official journal of the American Association for Cancer Research, Vol. 19, Issue 5, pp. 1159-68, (2013) (PubMed).</p> <p>Uchida, Otake, Tanaka, Hashimoto, Saigusa, Matsushita, Koike, Inoue, Ueeda, Okugawa, Inoue, Mohri, Kusunoki: "Clinical implications of CES2 RNA expression in neuroblastoma." in: Journal of pediatric surgery, Vol. 48, Issue 3, pp. 502-9, (2013) (PubMed).</p>
-------------------	--




Western Blotting

Image 1. Western Blot detection against Immunogen (37.62 KDa) .



Immunostaining

Image 2. Immunoperoxidase of monoclonal antibody to CES2 on formalin-fixed paraffin-embedded human colon. [antibody concentration 3 ug/ml]



Western Blotting

Image 3. CES2 monoclonal antibody (M02), clone 4F12 Western Blot analysis of CES2 expression in HepG2 .

Please check the [product details page](#) for more images. Overall 5 images are available for ABIN563817.