



Datasheet for ABIN563890
anti-TOP3B antibody (AA 1-862)



[Go to Product page](#)

4 Images

Overview

Quantity:	100 µg
Target:	TOP3B
Binding Specificity:	AA 1-862
Reactivity:	Human
Host:	Mouse
Clonality:	Monoclonal
Conjugate:	This TOP3B antibody is un-conjugated
Application:	Western Blotting (WB), ELISA, Immunofluorescence (IF)

Product Details

Purpose:	Mouse monoclonal antibody raised against a full length recombinant TOP3B.
Immunogen:	TOP3B (AAH02432, 1 a.a. ~ 862 a.a) full-length recombinant protein with GST tag. MW of the GST tag alone is 26 KDa.
Sequence:	MKTVLMVAEK PSLAQSIKI LSRGSLSSHK GLNGACSVHE YTGTFAGQPV RFKMTSVCGH VMTLDFLGKY NKWDKVDPAE LFSQAPTEKK EANPKLNMVK FLQVEGRGCD YIVLWLDCKD EGENICFEVL DAVLPVMNKA HGGEKTVFRA RFSSITDDTI CNAMAACLGEF DHNEALSVDA RQELDLRIGC AFTRFQTKYF QGKYGDLSS LISFGPCQTP TLGFCVERHD KIQSFKPETY WVLQAKVNTD KDRSLLLDWD RVRVFDREIA QMFLNMTKLE KEAQVEATSR KEKAKQRPLA LNTVEMLRVA SSSLGMGPQH AMQTAERLYT QGYISYPRTE TTHYPENFDL KGSLRQQANH PYWANTVKRL LAEGINRPRK GHDAGDHPPI TPMKSATEAE LGGDAWRLYE YITRHFIVTV SHDCKYLQST ISFRIGPELF TCSGKTVLSP GFTEVMPWQS VPLEESLPTC QRGDAFPVGE VKMLEKQTNP PDYLTEAELI TLMKHHGIGT DASIPVHINN ICQRNYVTVE SGRRLKPTNL

Product Details

GIVLVHGYK IDAELVLPTI RSAVEKQLNL IAQ GKADYRQ VLGHTLDVFK RKFHYFVDSI
AGMDELMEVS FSPLAATGKP LSRCGKCHRF MKYIQAKPSR LHCSHCDETY TLPQNGTIKL
YKELRCPLDD FELVLWSSGS RGKSYPLCPY CYNHPPFRDM KKG MGCNECT HPSCQHSLSM
LGIGQCVECE SGVLVDPTS GPKWKVACNK CNVVAHCFEN AHRVRVSADT CSVCEAALLD
VDFNKAKSPL PGDETQHMGC VFCDPVFQEL VELKHAASCH PMHRGGPGRR QGRGRGRARR
PPGKPNRRP KDKMSALAAY FV

Clone:	1H4
Isotype:	IgG2a
Cross-Reactivity:	Human
Characteristics:	Antibody Reactive Against Recombinant Protein.

Target Details


Target:	TOP3B
Alternative Name:	TOP3B (TOP3B Products)
Background:	Full Gene Name: topoisomerase (DNA) III beta Synonyms: FLJ39376
Gene ID:	8940

Application Details

Application Notes:	Optimal working dilution should be determined by the investigator.
Restrictions:	For Research Use only

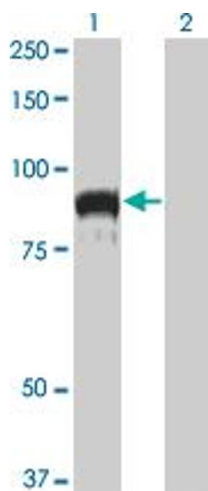
Handling

Buffer:	In 1x PBS, pH 7.4
Handling Advice:	Aliquot to avoid repeated freezing and thawing.
Storage:	-20 °C
Storage Comment:	Store at -20°C or lower. Aliquot to avoid repeated freezing and thawing.



Western Blotting

Image 1. Western Blot detection against Immunogen (120.56 KDa) .

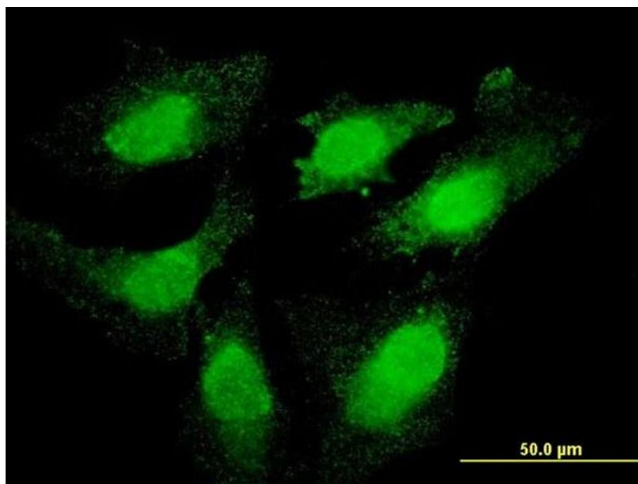


Western Blotting

Image 2. Western Blot analysis of TOP3B expression in transfected 293T cell line by TOP3B monoclonal antibody (M04), clone 1H4.

Lane 1: TOP3B transfected lysate(96.662 KDa).

Lane 2: Non-transfected lysate.



Immunofluorescence

Image 3. Immunofluorescence of monoclonal antibody to TOP3B on HeLa cell. [antibody concentration 10 ug/ml]

Please check the [product details page](#) for more images. Overall 4 images are available for ABIN563890.