



Datasheet for ABIN563949  
**anti-FAM50A antibody (AA 1-88)**



[Go to Product page](#)

5 Images

Overview

Quantity:	100 µg
Target:	FAM50A
Binding Specificity:	AA 1-88
Reactivity:	Human
Host:	Mouse
Clonality:	Monoclonal
Application:	Western Blotting (WB), ELISA, Immunohistochemistry (Paraffin-embedded Sections) (IHC (p))

Product Details

Purpose:	Mouse monoclonal antibody raised against a partial recombinant FAM50A.
Immunogen:	FAM50A (NP_004690, 1 a.a. ~ 88 a.a) partial recombinant protein with GST tag. MW of the GST tag alone is 26 KDa.
Sequence:	MAQYKGAASE AGRAMHLMKK REKQREQMEQ MKQRIAEENI MKSNIDKKFS AHYDAVEAEL KSSTVGLVTL NDMKAKQEAL VKEREKQL
Clone:	5F10
Isotype:	IgG2a
Cross-Reactivity:	Human, Rat
Characteristics:	Antibody Reactive Against Recombinant Protein.

## Target Details

Target:	FAM50A
Alternative Name:	FAM50A ( <a href="#">FAM50A Products</a> )
Background:	Full Gene Name: family with sequence similarity 50, member A Synonyms: 9F,DXS9928E,HXC-26,XAP5
Gene ID:	9130
NCBI Accession:	<a href="#">NM_004699</a>

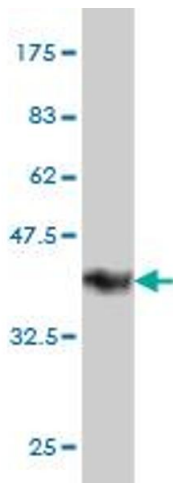
## Application Details

Application Notes:	Optimal working dilution should be determined by the investigator.
Restrictions:	For Research Use only

## Handling

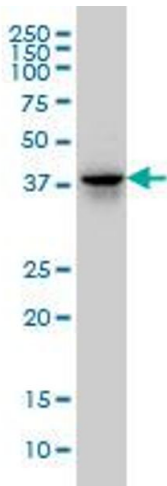
Buffer:	In 1x PBS, pH 7.4
Handling Advice:	Aliquot to avoid repeated freezing and thawing.
Storage:	-20 °C
Storage Comment:	Store at -20°C or lower. Aliquot to avoid repeated freezing and thawing.

## Images



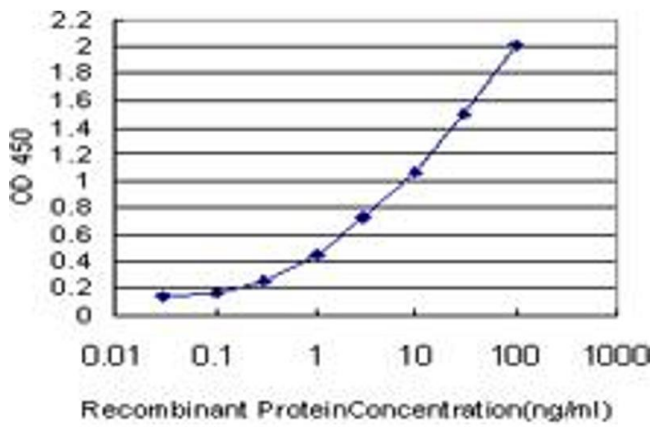
### Western Blotting

**Image 1.** Western Blot detection against Immunogen (35.42 KDa) .



### Western Blotting

**Image 2.** FAM50A monoclonal antibody (M02), clone 5F10 Western Blot analysis of FAM50A expression in Hela S3 NE .



### ELISA

**Image 3.** Detection limit for recombinant GST tagged FAM50A is approximately 0.1ng/ml as a capture antibody.

Please check the [product details page](#) for more images. Overall 5 images are available for ABIN563949.