

Datasheet for ABIN563999

anti-MAPKAP Kinase 2 antibody (AA 302-400)

8 Images

[Go to Product page](#)

Overview

Quantity:	100 µg
Target:	MAPKAP Kinase 2 (MAPKAPK2)
Binding Specificity:	AA 302-400
Reactivity:	Human
Host:	Mouse
Clonality:	Monoclonal
Conjugate:	This MAPKAP Kinase 2 antibody is un-conjugated
Application:	Western Blotting (WB), ELISA, Immunohistochemistry (Paraffin-embedded Sections) (IHC (p)), Immunoprecipitation (IP), Immunofluorescence (IF), Proximity Ligation Assay (PLA)

Product Details

Purpose:	Mouse monoclonal antibody raised against a partial recombinant MAPKAPK2.
Immunogen:	MAPKAPK2 (NP_116584, 302 a.a. ~ 400 a.a) partial recombinant protein with GST tag. MW of the GST tag alone is 26 KDa.
Sequence:	IRNLLKTEPT QRMTITEFMN HPWIMQSTKV PQTPLHTSRV LKEDKERWED VKEEMTSALA TMRVDYEQIK IKKIEDASNP LLLKRRKKAR ALEAAALAH
Clone:	2B3
Isotype:	IgG2b
Cross-Reactivity:	Human
Characteristics:	Antibody Reactive Against Recombinant Protein.

Target Details

Target:	MAPKAP Kinase 2 (MAPKAPK2)
Alternative Name:	MAPKAPK2 (MAPKAPK2 Products)
Background:	Full Gene Name: mitogen-activated protein kinase-activated protein kinase 2 Synonyms: MK2
Gene ID:	9261
NCBI Accession:	NM_032960
Pathways:	MAPK Signaling , Neurotrophin Signaling Pathway , Activation of Innate immune Response , Toll-Like Receptors Cascades

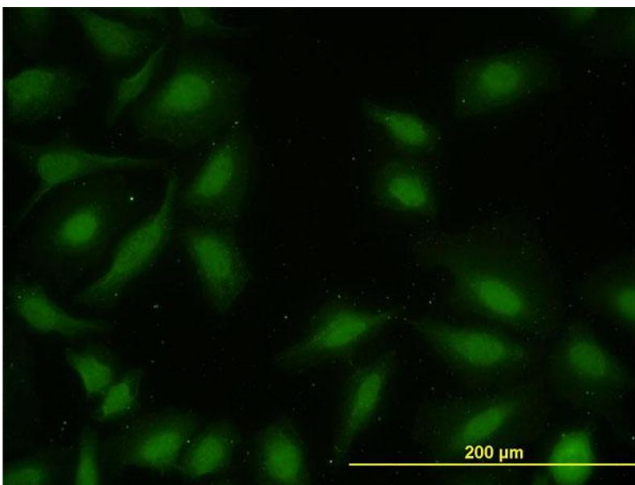
Application Details

Application Notes:	Optimal working dilution should be determined by the investigator.
Restrictions:	For Research Use only

Handling

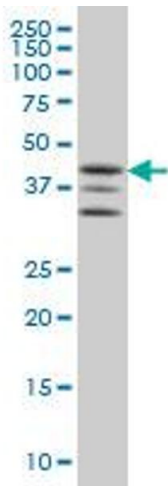
Buffer:	In 1x PBS, pH 7.4
Handling Advice:	Aliquot to avoid repeated freezing and thawing.
Storage:	-20 °C
Storage Comment:	Store at -20°C or lower. Aliquot to avoid repeated freezing and thawing.

Images



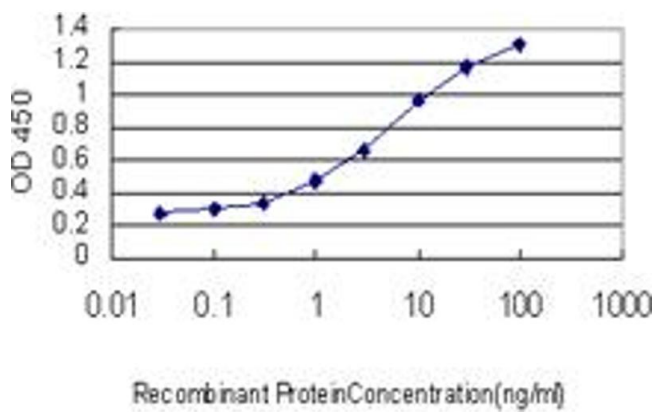
Immunofluorescence

Image 1. Immunofluorescence of monoclonal antibody to MAPKAPK2 on HeLa cell. [antibody concentration 10 ug/ml]



Western Blotting

Image 2. MAPKAPK2 monoclonal antibody (M01), clone 2B3 Western Blot analysis of MAPKAPK2 expression in K-562 .



ELISA

Image 3. Detection limit for recombinant GST tagged MAPKAPK2 is approximately 0.1ng/ml as a capture antibody.

Please check the [product details page](#) for more images. Overall 8 images are available for ABIN563999.