



[Go to Product page](#)

Datasheet for ABIN564062

anti-FAM189A2 antibody (AA 383-450)

3 Images

Overview

Quantity:	100 µg
Target:	FAM189A2
Binding Specificity:	AA 383-450
Reactivity:	Human
Host:	Mouse
Clonality:	Monoclonal
Conjugate:	This FAM189A2 antibody is un-conjugated
Application:	ELISA, Western Blotting (WB)

Product Details

Purpose:	Mouse monoclonal antibody raised against a partial recombinant C9orf61.
Immunogen:	C9orf61 (NP_004807, 383 a.a. ~ 450 a.a) partial recombinant protein with GST tag. MW of the GST tag alone is 26 KDa.
Sequence:	QIMAPLQPST SRAHRLPSRR QPGLLHLQSC GDLHTFTPAG RPRAERRPRR VEAERPHSLI GVIRETVL
Clone:	1H3
Isotype:	IgG2a
Cross-Reactivity:	Human, Rat
Characteristics:	Antibody Reactive Against Recombinant Protein.

Target Details

Target:	FAM189A2
Alternative Name:	C9orf61 (FAM189A2 Products)
Background:	Full Gene Name: chromosome 9 open reading frame 61 Synonyms: MGC142243,MGC142245,RP11-548B3.1,X123
Gene ID:	9413
NCBI Accession:	NM_004816

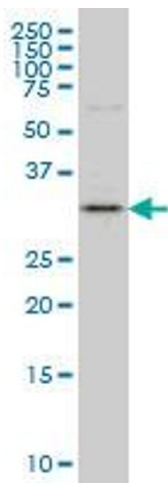
Application Details

Application Notes:	Optimal working dilution should be determined by the investigator.
Restrictions:	For Research Use only

Handling

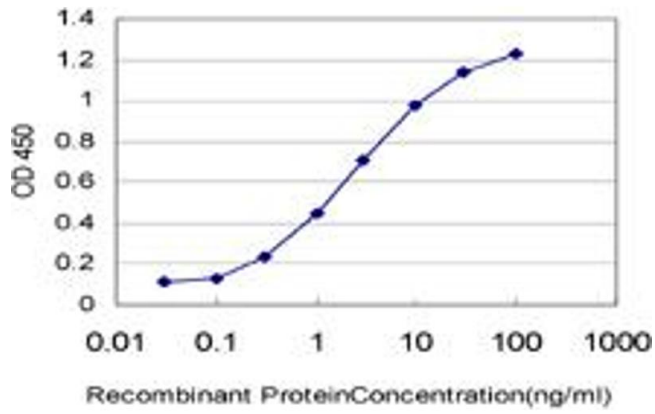
Buffer:	In 1x PBS, pH 7.4
Handling Advice:	Aliquot to avoid repeated freezing and thawing.
Storage:	-20 °C
Storage Comment:	Store at -20°C or lower. Aliquot to avoid repeated freezing and thawing.

Images




Western Blotting

Image 1. C9orf61 monoclonal antibody (M01), clone 1H3
Western Blot analysis of C9orf61 expression in PC-12 .



ELISA

Image 2. Detection limit for recombinant GST tagged C9orf61 is approximately 0.1ng/ml as a capture antibody.



Western Blotting

Image 3. Western Blot detection against Immunogen (33.59 kDa).