



Datasheet for ABIN564078

## anti-MAP4K4 antibody (AA 611-710)



[Go to Product page](#)

4 Images

2 Publications

### Overview

Quantity:	100 µg
Target:	MAP4K4
Binding Specificity:	AA 611-710
Reactivity:	Human
Host:	Mouse
Clonality:	Monoclonal
Conjugate:	This MAP4K4 antibody is un-conjugated
Application:	Western Blotting (WB), ELISA, Immunohistochemistry (Paraffin-embedded Sections) (IHC (p))

### Product Details

Purpose:	Mouse monoclonal antibody raised against a partial recombinant MAP4K4.
Immunogen:	MAP4K4 (NP_663719, 611 a.a. ~ 710 a.a) partial recombinant protein with GST tag. MW of the GST tag alone is 26 KDa.
Sequence:	VHPALQRPAE PQVQWSHLAS LKNNVSPVSR SHSFSDPSPK FAHHHLRSQD PCPPSRSEVL SQSSDSKSEA PDPTQKAWSR SDSDEVPPRV PVRTTSRSPV
Clone:	4A5
Isotype:	IgG1
Cross-Reactivity:	Human
Characteristics:	Antibody Reactive Against Recombinant Protein.

## Target Details

---

Target:	MAP4K4
Alternative Name:	MAP4K4 ( <a href="#">MAP4K4 Products</a> )
Background:	Full Gene Name: mitogen-activated protein kinase kinase kinase 4 Synonyms: FLH21957,FLJ10410,FLJ20373,FLJ90111,HGK,KIAA0687,NIK
Gene ID:	9448
NCBI Accession:	<a href="#">NM_145686</a>

## Application Details

---

Application Notes:	Optimal working dilution should be determined by the investigator.
Restrictions:	For Research Use only

## Handling

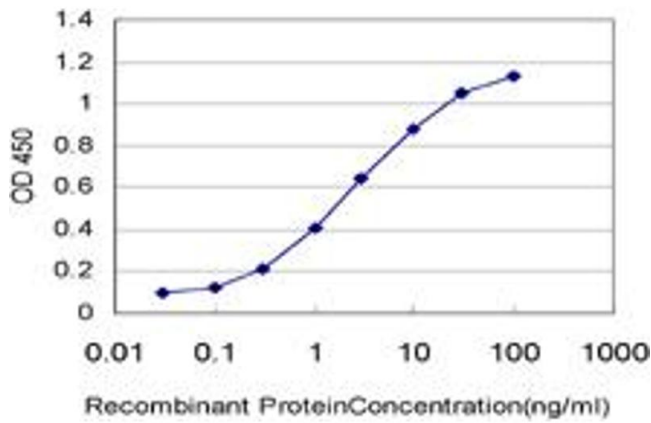
---

Buffer:	In 1x PBS, pH 7.4
Handling Advice:	Aliquot to avoid repeated freezing and thawing.
Storage:	-20 °C
Storage Comment:	Store at -20°C or lower. Aliquot to avoid repeated freezing and thawing.

## Publications

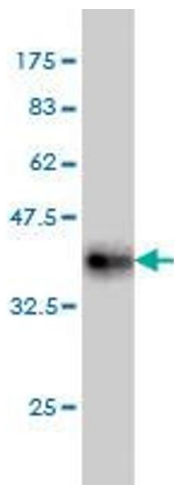
---

Product cited in:	Ma, Baumgartner: "Intracellular Theileria annulata promote invasive cell motility through kinase regulation of the host actin cytoskeleton." in: <b>PLoS pathogens</b> , Vol. 10, Issue 3, pp. e1004003, (2014) ( <a href="#">PubMed</a> ).
	Ma, Baumgartner: "Filopodia and membrane blebs drive efficient matrix invasion of macrophages transformed by the intracellular parasite Theileria annulata." in: <b>PLoS ONE</b> , Vol. 8, Issue 9, pp. e75577, (2013) ( <a href="#">PubMed</a> ).




### ELISA

**Image 1.** Detection limit for recombinant GST tagged MAP4K4 is approximately 0.03ng/ml as a capture antibody.



### Western Blotting

**Image 2.** Western Blot detection against Immunogen (36.63 KDa) .



### Western Blotting

**Image 3.** MAP4K4 monoclonal antibody (M07), clone 4A5 Western Blot analysis of MAP4K4 expression in K-562 .

Please check the [product details page](#) for more images. Overall 4 images are available for ABIN564078.