



[Go to Product page](#)

Datasheet for ABIN564087

anti-SH3BP5 antibody (AA 4-112)

5 Images

1 Publication

Overview

| | |
|----------------------|--|
| Quantity: | 100 µg |
| Target: | SH3BP5 |
| Binding Specificity: | AA 4-112 |
| Reactivity: | Human |
| Host: | Mouse |
| Clonality: | Monoclonal |
| Conjugate: | This SH3BP5 antibody is un-conjugated |
| Application: | Western Blotting (WB), ELISA, Immunofluorescence (IF), Immunohistochemistry (Paraffin-embedded Sections) (IHC (p)) |

Product Details

| | |
|-------------------|--|
| Purpose: | Mouse monoclonal antibody raised against a partial recombinant SH3BP5. |
| Immunogen: | SH3BP5 (NP_004835, 4 a.a. ~ 112 a.a) partial recombinant protein with GST tag. MW of the GST tag alone is 26 KDa. |
| Sequence: | GLEEEEEVDP RIQGELEKLN QSTDDINRRE TELEDARQKF RSVLVEATVK LDELVKKIGK AVEDSKPYWE ARRVARQAQL EAQKATQDFQ RATEVLRAAK ETISLAEQR |
| Clone: | 2B3 |
| Isotype: | IgG1 |
| Cross-Reactivity: | Human |
| Characteristics: | Antibody Reactive Against Recombinant Protein. |

Target Details

| | |
|-------------------|--|
| Target: | SH3BP5 |
| Alternative Name: | SH3BP5 (SH3BP5 Products) |
| Background: | Full Gene Name: SH3-domain binding protein 5 (BTK-associated) Synonyms: SAB |
| Gene ID: | 9467 |
| NCBI Accession: | NM_004844 |

Application Details

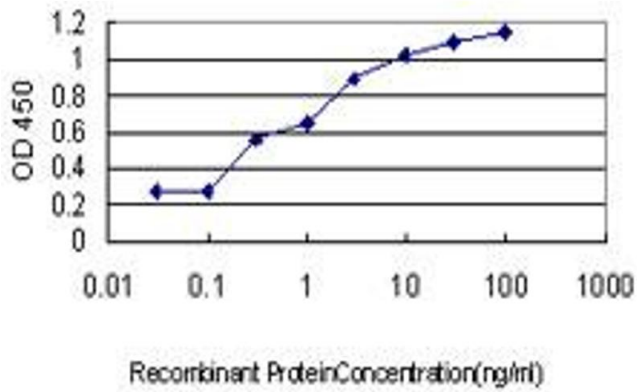
| | |
|--------------------|--|
| Application Notes: | Optimal working dilution should be determined by the investigator. |
| Restrictions: | For Research Use only |

Handling

| | |
|------------------|--|
| Buffer: | In 1x PBS, pH 7.4 |
| Handling Advice: | Aliquot to avoid repeated freezing and thawing. |
| Storage: | -20 °C |
| Storage Comment: | Store at -20°C or lower. Aliquot to avoid repeated freezing and thawing. |

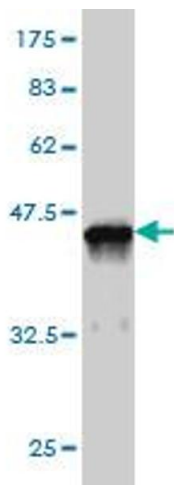
Publications

| | |
|-------------------|---|
| Product cited in: | Win, Than, Fernandez-Checa, Kaplowitz: "JNK interaction with Sab mediates ER stress induced inhibition of mitochondrial respiration and cell death." in: Cell death & disease , Vol. 5, pp. e989, (2014) (PubMed). |
|-------------------|---|



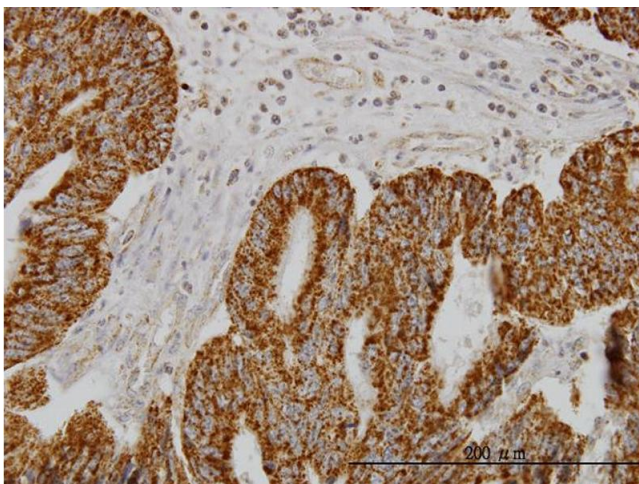
ELISA

Image 1. Detection limit for recombinant GST tagged SH3BP5 is approximately 0.03ng/ml as a capture antibody.



Western Blotting

Image 2. Western Blot detection against Immunogen (37.73 KDa) .



Immunostaining

Image 3. Immunoperoxidase of monoclonal antibody to SH3BP5 on formalin-fixed paraffin-embedded human colon adenocarcinoma. [antibody concentration 1 ug/ml]

Please check the [product details page](#) for more images. Overall 5 images are available for ABIN564087.