



[Go to Product page](#)

Datasheet for ABIN564253
anti-TLK1 antibody (AA 111-230)

4 Images

Overview

Quantity:	100 µg
Target:	TLK1
Binding Specificity:	AA 111-230
Reactivity:	Human
Host:	Mouse
Clonality:	Monoclonal
Conjugate:	This TLK1 antibody is un-conjugated
Application:	Western Blotting (WB), ELISA, Immunohistochemistry (Paraffin-embedded Sections) (IHC (p))

Product Details

Purpose:	Mouse monoclonal antibody raised against a partial recombinant TLK1.
Immunogen:	TLK1 (AAH32657, 111 a.a. ~ 230 a.a) partial recombinant protein with GST tag. MW of the GST tag alone is 26 KDa.
Sequence:	TPEKKQSESS RGRKRKAENQ NESSQGKSIG GRGHKISDYF EYQGGNGSSP VRGIPPAIRS PQNSHSHSTP SSSVRPNSPS PTALAFGDHP IVQPKQLSFK IIQDTLTMLK LAALESNKIQ
Clone:	4B3
Isotype:	IgG3
Cross-Reactivity:	Human
Characteristics:	Antibody Reactive Against Recombinant Protein.

Target Details

Target:	TLK1
Alternative Name:	TLK1 (TLK1 Products)
Background:	Full Gene Name: tousled-like kinase 1 Synonyms: KIAA0137,PKU-beta
Gene ID:	9874

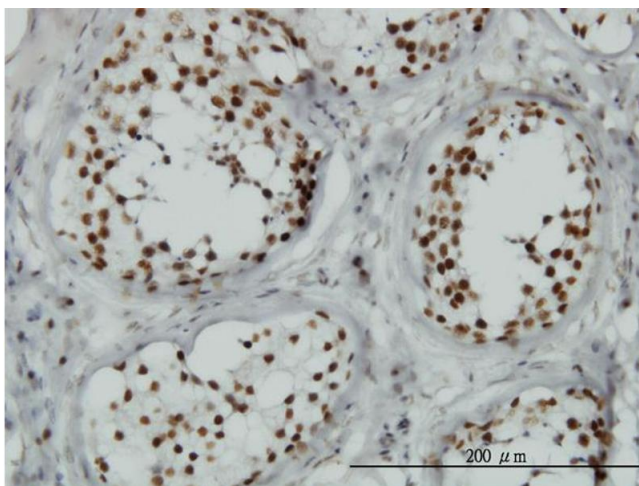
Application Details

Application Notes:	Optimal working dilution should be determined by the investigator.
Restrictions:	For Research Use only

Handling

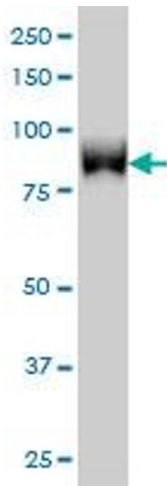
Buffer:	In 1x PBS, pH 7.4
Handling Advice:	Aliquot to avoid repeated freezing and thawing.
Storage:	-20 °C
Storage Comment:	Store at -20°C or lower. Aliquot to avoid repeated freezing and thawing.

Images



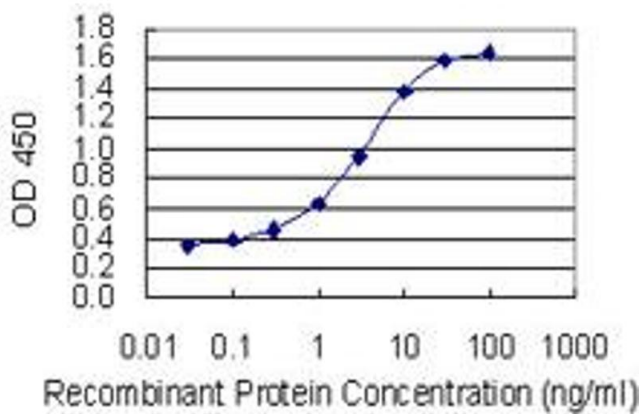
Immunostaining

Image 1. Immunoperoxidase of monoclonal antibody to TLK1 on formalin-fixed paraffin-embedded human testis. [antibody concentration 1 ug/ml]



Western Blotting

Image 2. TLK1 monoclonal antibody (M01), clone 4B3 Western Blot analysis of TLK1 expression in Hela S3 NE .



ELISA

Image 3. Detection limit for recombinant GST tagged TLK1 is 0.03 ng/ml as a capture antibody.

Please check the [product details page](#) for more images. Overall 4 images are available for ABIN564253.