



Datasheet for ABIN564365
anti-ACTR2 antibody (AA 1-394)



[Go to Product page](#)

5 Images

Overview

Quantity:	100 µg
Target:	ACTR2
Binding Specificity:	AA 1-394
Reactivity:	Human
Host:	Mouse
Clonality:	Monoclonal
Conjugate:	This ACTR2 antibody is un-conjugated
Application:	Western Blotting (WB), ELISA, Immunohistochemistry (Paraffin-embedded Sections) (IHC (p))

Product Details

Purpose:	Mouse monoclonal antibody raised against a full length recombinant ACTR2.
Immunogen:	ACTR2 (AAH14546.1, 1 a.a. ~ 394 a.a) full-length recombinant protein with GST tag. MW of the GST tag alone is 26 KDa.
Sequence:	MDSQGRKVVV CDNGTGFVKC GYAGSNFPEH IFPALVGRPI IRSTTKVGN I EIKDLMVGD E ASELRSTLEV NYPMENGIVR NWDDMKHLWD YTFGPEKLN I DTRNCKILLT EPPMNPTKNR EKIVEVMFET YQFSGVYVAI QAVLTLYAQG LLTGVVVDSG DGVTHICPVY ESFSLPHLTR RLDIAGRDI RYLIKLLLLR GYAFNHSADF ETVRMIKEKL CYVGYNIEQE QKLALETTVL VESYTLPDGR IIKVGGERFE APEALFQPHL INVEGVGVAE LLFNTIQAAD IDTRSEFYKH IVLSGGSTMY PGLPSRLERE LKQLYLERVL KGDVEKLSKF KIRIEDPPRR KHMVFLGGAV LADIMKDKDN FWMTRQEYQE KGVRVLEKLG VTVR
Clone:	1B10-C4

Product Details

Isotype:	IgG2a
Cross-Reactivity:	Human
Characteristics:	Antibody Reactive Against Recombinant Protein.

Target Details

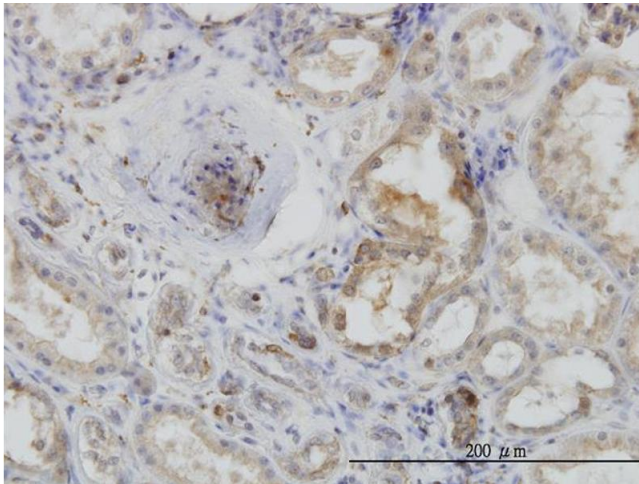
Target:	ACTR2
Alternative Name:	ACTR2 (ACTR2 Products)
Background:	Full Gene Name: ARP2 actin-related protein 2 homolog (yeast) Synonyms: ARP2
Gene ID:	10097
Pathways:	RTK Signaling, Regulation of Actin Filament Polymerization

Application Details

Application Notes:	Optimal working dilution should be determined by the investigator.
Restrictions:	For Research Use only

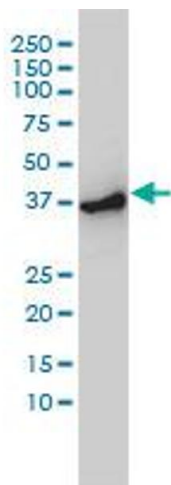
Handling

Buffer:	In 1x PBS, pH 7.4
Handling Advice:	Aliquot to avoid repeated freezing and thawing.
Storage:	-20 °C
Storage Comment:	Store at -20°C or lower. Aliquot to avoid repeated freezing and thawing.



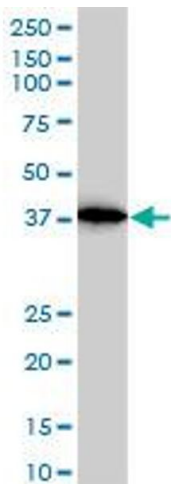
Immunostaining

Image 1. Immunoperoxidase of monoclonal antibody to ACTR2 on formalin-fixed paraffin-embedded human kidney. [antibody concentration 3 ug/ml]



Western Blotting

Image 2. ACTR2 monoclonal antibody (M01), clone 1B10-C4 Western Blot analysis of ACTR2 expression in HeLa S3 NE .



Western Blotting

Image 3. ACTR2 monoclonal antibody (M01), clone 1B10-C4. Western Blot analysis of ACTR2 expression in A-431 .

Please check the [product details page](#) for more images. Overall 5 images are available for ABIN564365.