



[Go to Product page](#)

Datasheet for ABIN564425

anti-TRIB1 antibody (AA 91-191)

5 Images

1 Publication

Overview

Quantity:	100 µg
Target:	TRIB1
Binding Specificity:	AA 91-191
Reactivity:	Human
Host:	Mouse
Clonality:	Monoclonal
Conjugate:	This TRIB1 antibody is un-conjugated
Application:	Western Blotting (WB), ELISA

Product Details

Purpose:	Mouse monoclonal antibody raised against a partial recombinant TRIB1.
Immunogen:	TRIB1 (NP_079471, 91 a.a. ~ 191 a.a) partial recombinant protein with GST tag. MW of the GST tag alone is 26 KDa.
Sequence:	IADYLLLPLA EREHVSRLC IHTGRELRCK VFPIKHYQDK IRPYIQLPSH SNITGIVEVI LGETKAYVFF EKDFGDMHSY VRSRKRRLREE EAARLFKQIV S
Clone:	4A10
Isotype:	IgG1
Cross-Reactivity:	Human
Characteristics:	Antibody Reactive Against Recombinant Protein.

Target Details

Target:	TRIB1
Alternative Name:	TRIB1 (TRIB1 Products)
Background:	Full Gene Name: tribbles homolog 1 (Drosophila) Synonyms: C8FW,GIG2,SKIP1
Gene ID:	10221
NCBI Accession:	NM_025195
Pathways:	Smooth Muscle Cell Migration

Application Details


Application Notes:	Optimal working dilution should be determined by the investigator.
Restrictions:	For Research Use only

Handling

Buffer:	In 1x PBS, pH 7.4
Handling Advice:	Aliquot to avoid repeated freezing and thawing.
Storage:	-20 °C
Storage Comment:	Store at -20°C or lower. Aliquot to avoid repeated freezing and thawing.

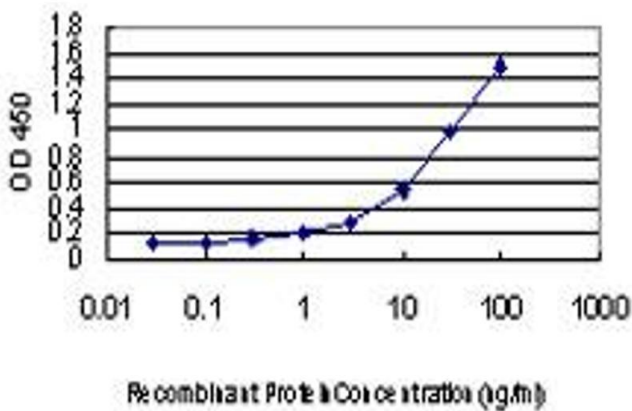
Publications

Product cited in:	Ji, Bian, Yu, Yuan, Liu, Yu, Li, Zhu, Jia, Guan, Zhang, Meng, Jin, Bai, Yu, Lee, Sun, Fu: "Expulsion of micronuclei containing amplified genes contributes to a decrease in double minute chromosomes from malignant tumor cells." in: International journal of cancer. Journal international du cancer , Vol. 134, Issue 6, pp. 1279-88, (2014) (PubMed).
-------------------	---



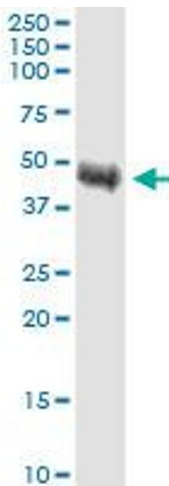
Western Blotting

Image 1. TRIB1 monoclonal antibody (M01), clone 4A10. Western Blot analysis of TRIB1 expression in human spleen.



ELISA

Image 2. Detection limit for recombinant GST tagged TRIB1 is approximately 0.1 ng/ml as a capture antibody.



Western Blotting

Image 3. TRIB1 monoclonal antibody (M01), clone 4A10. Western Blot analysis of TRIB1 expression in human colon.

Please check the [product details page](#) for more images. Overall 5 images are available for ABIN564425.